

## Quick Start Guide to Educake

The easiest way to access Educake is through your school login. To do this from home, go to the school website at [www.barrbeaconschool.co.uk](http://www.barrbeaconschool.co.uk) and select the “Home Learning / Remote Learning option.

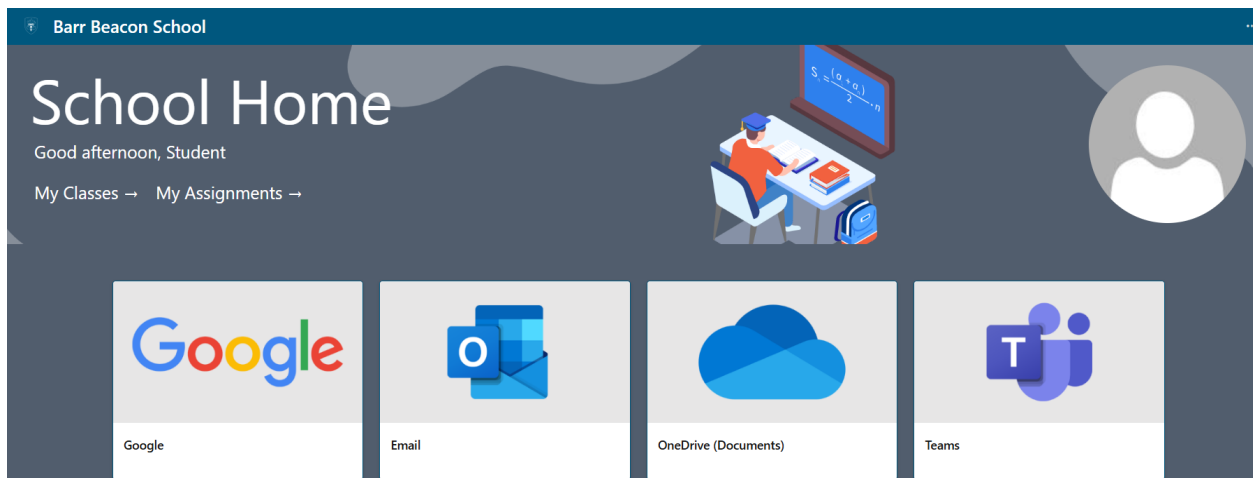


### Logging in to Home Learning

Here pupils will need to login using their school email address and password. These are the same as they use in school to access the computer.


- Email address: their usual school login with @barrbeaconschool.co.uk at the end  
Example: [25BloggsF@barrbeaconschool.co.uk](mailto:25BloggsF@barrbeaconschool.co.uk)
- Password: their usual school password

Once logged in pupils will see the page, as shown below.




### Logging in to Educake:

To login to Educake, pupils will need to scroll down the page and select the Educake link from the list provided:



Pupils will reach the Educake login screen and need to select the “Login with Microsoft” options as shown, to link their account to their school login details.

**Student login**




**Educake username**


☐ Remember my username

**Educake password**

**Log in**

or

 Sign in with Google

 Sign in with Microsoft

## Using Educake

Upon logging in to Educake pupils will be presented with the screen below and can use this to navigate to any tasks that have been set.

The screenshot shows the Educake dashboard interface. At the top, there's a purple header with the Educake logo, a 'Contact Us' button, and user information for 'Lulu Bun Bean' from 'Marlham School', with links for 'My account' and 'Log out'. Below the header, the 'My Educake' section contains a 'Revision wizard' button. The main content area is divided into two columns. The left column, 'Your Upcoming Quizzes', features a table with columns for Subject, Quiz name, Assigned by, and Due date. The right column, 'Study and Quiz Yourself', has tabs for 'KS3' and 'GCSE', with the 'GCSE' tab selected, showing a list of subjects and their corresponding progress percentages. Five callout boxes with arrows point to specific elements: 1. Points to the 'Your Upcoming Quizzes' section header. 2. Points to the 'View all your quizzes' button. 3. Points to the 'Revision wizard' button. 4. Points to the 'Study and Quiz Yourself' section header. 5. Points to the 'GCSE' tab.

When your teacher has set you a quiz, it'll be here. Click on it to take it. Your progress is always saved, so you can return to it later.

Find all of your quizzes in one place. Click on one to go over your results and see if your teachers have left you any feedback.

**My Educake**

[Revision wizard >](#)

**Your Upcoming Quizzes** [View all your quizzes](#)

Subject	Quiz name	Assigned by	Due
English	The Secret Garden (10 Qs)	Dr Vander	16-11-2021
Chemistry	Pure Substances (39 Qs)	Dr Vander	19-11-2021
Geography	Urban change quiz 1 (10 Qs)	Dr Vander	22-11-2021
Computer Science	Algorithms (10 Qs)	Dr Vander	25-11-2021

**Study and Quiz Yourself** **KS3** **GCSE**

Subject	Progress
GCSE Science – AQA	70%
Biology	66%
Chemistry	67%
Physics	69%
Maths for Science	86%
Working Scientifically	0%
GCSE Geography – AQA	54%
GCSE Maths – Edexcel	52%
GCSE English – Edexcel	71%
GCSE Computer Science – OCR	65%

The revision wizard calculates your strengths and weaknesses and sets you exactly the quizzes you need to improve. Take the quizzes to improve your knowledge and understanding.

View your progress by clicking on any subject to see a breakdown of your topics.

To set yourself an Educake quiz, choose the topics and how many questions you want.