

## Home working – Year 8

This work is designed to last for weeks commencing Monday 15th June and Monday 22<sup>nd</sup> June.

The work for the second of these weeks (22<sup>nd</sup>) is an assessment which pupils will need to complete by 3pm on Friday 26<sup>th</sup> June. This document gives details of the assessment and the feedback they will receive (you will also have received these details in a letter here: <http://barrbeaconschool.co.uk/wp-content/uploads/2020/06/Year-8-Assessment-Week-letter-05.06.2020.pdf>).

The work includes videos featuring teacher instruction. These are all in the All Resources folders or available via direct links in this document.

Some 'videos' are PowerPoint files. Just start the presentation (press F5) and you should hear your teacher talking. You may also need to press the Play icon. Others are a variety of file formats. We recommend downloading and installing the free VLC player which is compatible with most formats:

<https://www.videolan.org/vlc/index.en-GB.html>

Art, food, textiles and media have 4 weeks' worth because some pupils will be at different stages of a rotation.

Subject	We recommend starting here...	Additional work (for some subjects)
Art	<p><b>If we were in school right now and you would have rotated to another one of these subjects: Food, textiles, art, media, please can you now pick one or more of these subjects you have not completed work for and find the subject on this document. If you are unclear about any of this, please email <a href="mailto:csmith@barrbeaconschool.co.uk">csmith@barrbeaconschool.co.uk</a>.</b></p> <p>If you would be taking sports science in your rotation, please complete the additional work in the PE section.</p> <p><b>Please also check your Microsoft Teams files as there are resources that have been uploaded.</b></p> <p><b>Visual Element Art Project</b></p> <p>During your 7 week <b>Art Project</b> you will be exploring the <b>Visual Elements in Art and Design</b>. You will be looking closer at each element and producing artwork to show your understanding. Once you have completed each task you can email them over to me at (<a href="mailto:edutton@barrbeaconaschool.co.uk">edutton@barrbeaconaschool.co.uk</a>) or upload them onto Microsoft Teams for feedback.</p> <p><b>How to access the PowerPoint and resources...</b></p> <p>To access the PowerPoint go to <a href="http://barrbeaconschool.co.uk/working-at-home/">http://barrbeaconschool.co.uk/working-at-home/</a> scroll to the bottom of the page, find where it says "home learning resources for all", click on <u>Art</u>, then Click <u>Year 8</u>. Open the document titled "<u>Year 8_Home Learning_with Audio</u>"</p>	

The PowerPoint has audio instructions to help you.

Project week	Week Commencing	Visual Element	Tasks
1	1 <sup>st</sup> June	Line	<p><b>Task 1</b> – Watch the video below on LINE and take notes  <a href="https://www.bbc.co.uk/bitesize/guides/z3pp3k7/revision/1">https://www.bbc.co.uk/bitesize/guides/z3pp3k7/revision/1</a>            You can also get information on LINE from our classroom knowledge organizer in the PowerPoint</p> <p><b>Task 2</b> – Produce a line drawing of an object from home. In the PowerPoint there are some examples using a continuous line. You can achieve this type of drawing by placing your pen/pencil on a paper and not lifting it until you have finished your drawing.</p>
2	8 <sup>th</sup> June	Shape	<p><b>Task 1</b> – Watch the video below on SHAPE and take notes  <a href="https://www.bbc.co.uk/bitesize/guides/z3ssgdm/revision/1">https://www.bbc.co.uk/bitesize/guides/z3ssgdm/revision/1</a>            You can also get information on SHAPE from our classroom knowledge organizer in the PowerPoint</p> <p><b>Task 2</b> – Produce an abstract art piece that is influenced by both Geometric and Organic shapes. This art piece needs to reflect your mood and personality so think about what shapes you choose and if you can, use colour.</p>
3	15 <sup>th</sup> June	Pattern	<p><b>Task 1</b> – Watch the video below on PATTERN and take notes  <a href="https://www.bbc.co.uk/bitesize/guides/z3c4jty/revision/1">https://www.bbc.co.uk/bitesize/guides/z3c4jty/revision/1</a>            You can also get information on PATTERN from our classroom knowledge organizer in the PowerPoint</p> <p><b>Task 2</b> – Produce a piece of Art using both your knowledge of shapes and pattern.            Step 1. Draw overlapping circles (you can use the inside circle of a tape roll)            Step 2. Populate the segments created with different patterns. Make sure each segment holds a different pattern.  <b>(see teacher video for exemplar)</b></p>
4	22 <sup>nd</sup> June	Assessment	<p>Pupils will complete a Microsoft Forms quiz which will consist of multiple choice questions. This will be assessing their knowledge of Line (continuous/mark-making), Shape (organic/geometric), Pattern (natural/man-made). This quiz will be emailed to pupils in advance of the assessment week but will not be open until 9:00am 22<sup>nd</sup> June. Responses will not be shared with anyone else in the class. , The multiple choice questions will be marked automatically with effective feedback and next steps being generated from this. This will be shown through Microsoft Forms. For individual feedback they click onto the original link sent to them – they will not be notified of this but feedback will be ready by 3pm on Monday 6<sup>th</sup> July at the latest.</p>

Computing

**Lesson: Python**

Find the PowerPoint for today's lesson at:

Write down a list of all the key terms and definitions for these terms, for this unit.

Home learning resources- Computer Science> Year 8> 15.06.20

Answer the following questions:

Name 3 programming languages.

Give 2 reasons why learning Python is easier than other languages.

Use the internet to help you define the following python terms:

Programming

Shell

Module

Print function

Answer the following questions:

What are operators used for in python?

Give examples of the mathematical operators you can use in python. (4 different symbols)

What are comments used for in python?

How to we input comments into our Python code?

Plenary:

1)How would you output your name?

2)How would you output your age?

3)What is a comment & why is it used?

4)What is a syntax error?

5)What is it called when you are fixing a syntax error?

### **Lesson: Assessment**

Week 22.06.20

Pupils will complete a Microsoft Forms quiz which will consist of some multiple choice questions and some longer written answers. This will be assessing their knowledge of operating systems, spreadsheets, functions and formulas, databases, datatypes, Python basics. This quiz will be posted in the Teams group for each class. Responses will not be shared with anyone else in the

### **Unit 6: Spreadsheet**

<https://www.bbc.co.uk/bitesize/guides/zswnb9q/revision/1>

<https://www.bbc.co.uk/bitesize/guides/zdydmp3/revision/2>

Topics to look at:

- How spreadsheets work
- Making a spreadsheet
- Formatting
- Formulas and functions

Revise and complete Tests

	<p>class. , The multiple choice questions will be marked automatically. The longer written answers will be read by teachers and personalised feedback will be sent via the Microsoft Form. For individual feedback they click onto the original link sent to them – they will not be notified of this but feedback will be ready by 3pm on Monday 6th July at the latest.</p>		
Dance	<p><b>WC 15/06</b></p> <p>Use the video ‘KS3 Dance wc 15/6’ to help you to understand how to access this week’s work.</p> <p>Task 1: On the resource area of the school website, click on dance &gt; KS3. In that folder, there will be a word document labelled ‘KS3 Dance Crossword’.</p> <p>Your first task is to complete this crossword. If you have a printer, it might be easier to print this off and do it by hand! This task will help to prepare you for your assessment week.</p> <p>Task 2: Complete the dance tutorial for ‘This is me’ from The Greatest Showman.  <a href="https://www.youtube.com/watch?v=C2Vduw07_dU">https://www.youtube.com/watch?v=C2Vduw07_dU</a></p> <p><b>WC 22/06</b></p> <p>This is your assessment week. We will be testing your dance knowledge. Please follow the instructions on screen and do not use your notes. Some of the questions are multiple choice and others are extended writing. Where you are required to write more, we have included a word count and marks to guide you with how to answer the question. The assessment will be sent to you via teams. The Microsoft Form requires you to be logged into your school account, so please ensure that you have done this. You will receive instant feedback for the multiple choice questions and your teacher will give you feedback for your extended responses via teams.</p>		
Drama	<p><b><i>Update 15/06: If you have not already completed your model set for Romeo and Juliet, created a radio commercial, or created</i></b></p>	<p>Your role on the wall can be based on one of these characters.</p>	<p>Extra information- Assessment week</p>

***a puppet please see the previous weeks lessons (at the bottom of the Working from home page***

***<http://barrbeaconschool.co.uk/working-at-home/> or look at Teams for further information.***

***Scroll down to follow the instructions.***

Project 5 Lesson focus: To learn how to develop a character

**I HAVE ALSO COMPLETED A POWERPOINT AND VIDEO FOR YOU TO FOLLOW IN THE YEAR 7 AREA.**

**Please click on the following link and look for Drama.** [https://matrixacademytrust-my.sharepoint.com/:f:/g/personal/revision\\_matrixacademytrust\\_co\\_uk/EqB0lRbgN7BjNbn6k5W0Wr8BUUzE82ukzyo2\\_gt9MRsiKg?e=L1dd8v](https://matrixacademytrust-my.sharepoint.com/:f:/g/personal/revision_matrixacademytrust_co_uk/EqB0lRbgN7BjNbn6k5W0Wr8BUUzE82ukzyo2_gt9MRsiKg?e=L1dd8v)

**The video is called KS3 vid lesson 2 part 1 and then watch KS3 vid lesson 2 part 2.**

Scroll down to follow the instructions.

There are 3 parts to this weeks lesson.  
Part 1- Understanding the characters of Romeo and Juliet  
Part 2- Creating speech and dialogue in role.  
Part 3- Preparing a monologue

- 1- Romeo
- 2- Juliet
- 3- Mercutio
- 4- Tybalt
- 5- Friar Lawrence

Take a look at this link to recap on the play.  
<https://www.bbc.co.uk/bitesize/topics/zfdj6sg>

You can also watch clips from the play here.  
<https://www.youtube.com/watch?v=YY85VwsHFmA>

PART 2: Creating speech and dialogue in role.  
For this task read the script extract on the powerpoint.  
Then use the information in the script to create a fake text message conversation between Romeo and Juliet.  
Use <https://ifaketextmessage.com/> to create the text messages or pen and paper!  
What is Juliet's response to Romeo when she realises he is her father's enemy.

PART 3: Preparing a Monologue  
A monologue is a speech between the character on stage and the audience. Using your text message conversation as a base, create a monologue as if you are Romeo of Juliet.

Remember that all of the work you have developed and in previous weeks will be needed to re-looked at for your assessment.

As of next week you will need to look at the play Romeo and Juliet, look at how production elements work and at Drama mediums to help answer the quiz questions.

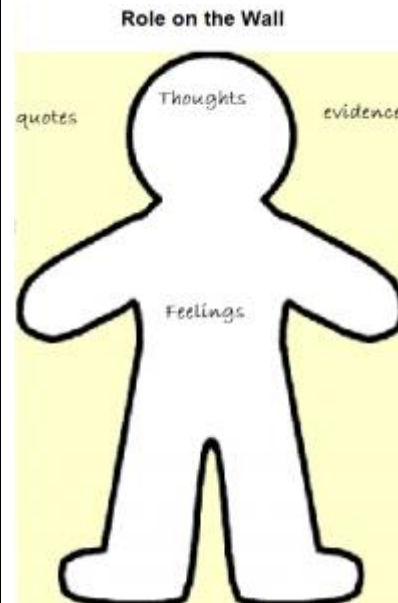
Use this link to help you.  
<https://www.bbc.co.uk/bitesize/guides/zyr7fg8/revision/1>

PART 1- Understanding the characters of Romeo and Juliet.

Take a look at the link

<https://www.shakespeare.org.uk/explore-shakespeare/shakespedia/shakespeares-characters/romeo-and-juliet/>

Now using all of this information have a go at developing a role on the wall for the character. Use the powerpoint to help you.



How do you feel now that you know the truth about the situation?

Extension task.

Remember if you would like to watch live theatre live musicals are still being shown on #TheShowsMustGoOn

<https://www.youtube.com/channel/UCdmPjhKMaXNNeCr1FiuMvag>

Remember your work can be shared to Mrs Wibberley through Teams or by email.

	<p><b>WC 22/06</b></p> <p>This is your assessment week. We will be testing your drama knowledge. Please follow the instructions on screen and do not use your notes. Some of the questions are multiple choice and others are extended writing. Where you are required to write more, we have included a word count and marks to guide you with how to answer the question. The assessment will be sent to you via teams. The Microsoft Form requires you to be logged into your school account, so please ensure that you have done this. You will receive instant feedback for the multiple choice questions and your teacher will give you feedback for your extended responses via teams.</p>	
English	<p>Books to read:</p> <p><i>The Help</i> by Kathryn Stockett  <i>The Selection</i> by Kiera Cass  <i>Oliver Twist</i> by Charles Dickens  <i>Ready Player One</i> by Ernest Clint  <i>Northern Lights</i> by Philip Pullman  <i>Pig Heart Boy</i> by Malorie Blackman  <i>Journey to the River Sea</i> by Eva Ibbotson  <i>I Am Malala</i> by Malala Yousafzai</p> <p><b>Week Commencing 15<sup>th</sup> June - You will be using the following booklet:</b>  <b>Year 8 - 1. Poetry across different cultures (Booklets will be found in the '1st June onwards' folder)</b></p> <p><b>Lesson 1 - Introduction to 'Half Caste' by John Agard:</b></p> <ol style="list-style-type: none"> <li>1. Before you read the poem, answer the questions about the idea of 'caste' and society.</li> <li>2. Complete some background research, John Agard. Consider the following: <ul style="list-style-type: none"> <li>• What was his life like?</li> <li>• Where did he come from?</li> <li>• What topics does his poetry typically cover?</li> </ul> </li> </ol> <p><b>Lesson 2:</b></p> <ol style="list-style-type: none"> <li>1. Watch the teacher video on 'How to annotate a poem' and make a range of annotations on the poem. Consider: <ul style="list-style-type: none"> <li>• Finding definitions of words, they don't understand</li> <li>• highlighting key quotes (explaining the meaning of the quotes)</li> <li>• annotating pieces of terminology effect on the reader</li> <li>• Why the poet may have done this?</li> </ul> </li> </ol>	<ol style="list-style-type: none"> <li>1. Complete lessons on Exploring Fiction and Non-Fiction Writing: Crime and Mystery in Victorian Literature: <a href="https://www.thenational.academy/online-classroom/year-8/english#subjects">https://www.thenational.academy/online-classroom/year-8/english#subjects</a></li> <li>2. Work your way through the educational quizzes, found here: <a href="https://www.educationquizzes.com/ks3/english/">https://www.educationquizzes.com/ks3/english/</a></li> <li>3. Complete the Advertising Booklet. This is written as a six-week project so you may want to be selective about which activities you choose to complete – try to challenge yourself!</li> <li>4. Complete the Imaginative Writing booklet. This is written as a six-week project but at the end you will have written your own story and become an author! Feel free to send it to your English teacher for feedback.</li> </ol> <p>If you need any help or would like your teacher to check your work – feel free to email them!</p> <p>Netflix watchlist:</p> <ul style="list-style-type: none"> <li>• Dickensian (adaptations of Dickens's writings)</li> <li>• Anne with an E (adaptation of L.M. Montgomery's 'Anne of Green Gables' (Book Adaptation)</li> <li>• Emma (adaptation of 'Emma' by Jane Austen)</li> <li>• Pride and Prejudice (adaptation of 'Pride and Prejudice' by Jane Austen)</li> </ul>

2. Answer the question: What is the purpose of the poem 'Half Caste'? Use the PETAL paragraph structure to help you and use your annotations you have made from the video.
3. Green Pen Self-Assessment using the success criteria provided.

**Lesson 3 - Search for my Tongue by Sujata Bhatt:**

1. Before you read the poem, answer the questions about the title of the poem.
2. Complete some background research, Sujata Bhatt. Consider the following:
  - Where did Bhatt grow up?
  - What was her life like?
  - What other topics does her poetry typically cover?

**Lesson 4:**

1. Read through the poem and annotate the poem with key poetic devices. **Re-watch the video of 'how to annotate a poem' if you are stuck.** You can find information from BBC Bitesize, if you need help.
2. Answer the questions provided in full sentences.
3. Answer the question: How does Bhatt explore identity in Search For My Tongue? Use the PETAL paragraph structure to help you and use your annotations you have made from the video to help you.
4. Green Pen Self-Assessment using the success criteria provided.

**Week Commencing 22<sup>nd</sup> June:**

1. Complete the Year 8 Assessment quiz for this week to test what you have learnt over the last few months. Please do not cheat by looking back at your booklets so we can have a true reflection of your knowledge gained. As soon as you complete this quiz, you will be able to see your result instantly. For the questions that need a longer answer, these will be marked by your teachers and they will provide you with feedback via Teams. Use this information to help you understand what you need to focus on, moving forward. Make sure you link back onto this link on the 6th July to receive your scores and any feedback provided by your teachers.
2. If needed, additional work can be found in the right-hand column for you to complete this week.

- Sense and Sensibility (adaption of 'Sense and Sensibility' by Jane Austen)
- Arrietty (anime adaption of 'The Borrowers' by Mary Norton)
- The Hobbit (adaptation of 'The Hobbit' by J.R.R. Tolkien)
- The Perks of Being a Wallflower (adapted from the novel by Stephen Chomsky)
- Mary Shelley (a biopic of the author of 'Frankenstein')
- The Great Gatsby\* (adapted from the novel by F. Scott Fitzgerald)
- The Circle (Adaption of 'The Circle' by Dave Eggers)
- The Sun is also a Star (Adaptation by Nicola Yoon)

**BBC iPlayer Watchlist:**

- A Christmas Carol:  
<https://www.bbc.co.uk/iplayer/episodes/m000csdp/a-christmas-carol>
- Novels That Shaped Our World:  
[https://www.bbc.co.uk/iplayer/episode/m000b8mf/novels-that-shaped-our-world-series-1-1-a-womans-place\(contains some strong language\)](https://www.bbc.co.uk/iplayer/episode/m000b8mf/novels-that-shaped-our-world-series-1-1-a-womans-place(contains%20some%20strong%20language))
- Noughts and Crosses (Adaptation of 'Noughts and Crosses' by Malorie Blackman):  
[https://www.bbc.co.uk/iplayer/episodes/p082w992/noughts-crosses\(contains some strong language\)](https://www.bbc.co.uk/iplayer/episodes/p082w992/noughts-crosses(contains%20some%20strong%20language))

**Other:**

- Watch theatre productions online:  
[https://www.whatsonstage.com/london-theatre/news/stage-shows-musicals-opera-free-stream-online\\_51198.html](https://www.whatsonstage.com/london-theatre/news/stage-shows-musicals-opera-free-stream-online_51198.html)



		<ul style="list-style-type: none"> <li>• Project Gutenberg offers free Ebooks of classic literature</li> <li>• <a href="https://www.gutenberg.org/browse/scores/top">https://www.gutenberg.org/browse/scores/top</a></li> <li>• Free audiobooks available here <a href="http://www.openculture.com/freeaudiobooks">http://www.openculture.com/freeaudiobooks</a></li> <li>• Creative writing prompts available here <a href="http://www.pobble365.com/">http://www.pobble365.com/</a></li> </ul>
Food	<p>If we were in school right now and you would have rotated to another one of these subjects: Food, textiles, art, media, please can you now pick one or more of these subjects you have not completed work for and find the subject on this document. If you are unclear about any of this, please email <a href="mailto:csmith@barrbeaconschool.co.uk">csmith@barrbeaconschool.co.uk</a>.</p> <p>If you would be taking sports science in your rotation, please complete the additional work in the PE section.</p> <p><b>Please also check your Microsoft Teams files as there are resources that have been uploaded.</b></p> <p>To access the resources go to <a href="http://barrbeaconschool.co.uk/working-at-home/">http://barrbeaconschool.co.uk/working-at-home/</a> scroll to the bottom of the page, find where it says “home learning resources for all”, click on Design and Technology, then click year 8 Food or <a href="#">Click here to access resources for 15th June</a></p> <p>The PowerPoint has audio instructions to help you</p> <p><b><u>Week 1 – 15<sup>th</sup> June - Staple Foods</u></b></p> <p><b><u>Task 1:</u></b> Based on the information you found on the different types of staple foods for the countries, write a speech that you will give to year 6 children based on what you have found out. Your speech must:</p> <ol style="list-style-type: none"> <li>1. Be between 1 minute 30 and 2 minutes</li> <li>2. Include an explanation of what a staple food is</li> <li>3. Explain why staple foods are different around the world</li> <li>4. Give specific country examples of staple foods and examples of some dishes that use staple foods</li> </ol> <p>Don't forget to practice your speech! When you are confident give your speech to a friend or family member, see what they think!</p> <p><b><u>Week 2 – 22<sup>nd</sup> June - Year 8 – Assessment</u></b></p>	<p>Watch: Food on the brain <a href="https://www.youtube.com/watch?v=f78L_guecfM">https://www.youtube.com/watch?v=f78L_guecfM</a></p> <p>Netflix: Theatre of Life (2016) - This documentary follows chef Massimo Bottura as he opens a soup kitchen to cook gourmet meals for the needy from food waste at the 2015 Milan Expo.</p> <p><b><u>Week 1: 1<sup>st</sup> June</u></b> Task 1: (look at the PowerPoint to see how I would like your work laid out)</p> <ul style="list-style-type: none"> <li>• Find out what a micro-organism is and what the different types are.</li> <li>• Find out what a pest is</li> <li>• Create a list of 10 different types of insects, pests or pets.</li> </ul> <p>Task 2: Using the link below, write a report with detailed information on chilling food correctly. If you scroll through the web page you will find videos, make sure you watch these as part of your research for your leaflet. <a href="https://www.food.gov.uk/business-guidance/chilling-food-correctly-in-your-business">https://www.food.gov.uk/business-guidance/chilling-food-correctly-in-your-business</a></p> <p>Your leaflet must:</p> <ol style="list-style-type: none"> <li>1. Be no less than 1 side of A4</li> </ol>

	<p>Pupils will complete a Microsoft Forms quiz which will consist of all multiple choice questions. This will be assessing their knowledge of Food safety and storage, food production, staple foods. This quiz will be emailed to pupils in advance of the assessment week but will not be open until 9:00am 22nd June. Responses will not be shared with anyone else in the class. , The multiple choice questions will be marked automatically with effective feedback and next steps being generated from this. This will be shown through Microsoft Forms. For individual feedback they click onto the original link sent to them – they will not be notified of this but feedback will be ready by 3pm on Monday 6th July at the latest.</p>	<ol style="list-style-type: none"> <li>2. Have the title “<b><u>Chilling food correctly in your business</u></b>”</li> <li>3. Include information the headings chilling, freezing and defrosting food.</li> <li>4. Include pictures and or colour</li> </ol> <p><b><u>Week 2: 8<sup>th</sup> June</u></b></p> <p>Task 1: Using the internet, find out the definition of a ‘Staple food’.</p> <p>Task 2: Imagine you are going to give a speech to year 6 children about the different types of staple foods. For each of the countries listed research what ‘Staple Food’ means to them and the different types of staple foods they have.</p> <ol style="list-style-type: none"> <li>1. Spain</li> <li>2. Italy</li> <li>3. Great Britain</li> <li>4. Japan</li> <li>5. Ghana</li> </ol> <p>You will need to make a note of the information you want to use in your speech</p> <p>You may want to use Britannica to help you. You can access this by clicking <a href="https://barrbeaconschool.rmunify.com/">https://barrbeaconschool.rmunify.com/</a> , logging in, then clicking on the Britannica School application tile</p>
French	<p>For previous weeks’ work (which leads into these activities) scroll to the bottom of <a href="http://barrbeaconschool.co.uk/working-at-home/">http://barrbeaconschool.co.uk/working-at-home/</a></p> <p><b><u>Week 10 (w/b 15.06)</u></b></p> <p><u>Year 8 Module 4</u></p>	Year 8 Learning pack French to complete

1. Complete Year 8 Module 4 PUPIL VERSION PowerPoint to complete skills from the first half of this Module. Please use the date in French and the title Module 4 Revision in your exercise books.
2. Use Year 8 Module 4 TEACHER VERSION PowerPoint to self-assess your work or ask someone else in your house to peer-assess it on your behalf.
3. Use Quizlet to revise the vocabulary from this Module via Miss McGoldrick's Account. Type "missmcgoldrick" into the search bar and select Module 4 vocab
4. Complete Active Teach Module 4 Activities on Pearson Active Learn at [www.pearsonactivelearn.com](http://www.pearsonactivelearn.com)

**Week 11 (w/b 22.06)**

Complete online assessment posted in Teams.

There will be 2 links to complete your assessment in full and your answers will be automatically sent to your teachers to be marked. You will received feedback via email.

Assessment details:

French	Pupils will complete a Microsoft Forms quiz which will consist of some multiple-choice questions to check understanding of vocabulary of holidays /celebrations /regions/ TV, film and media/food. There will be some comprehension questions and some translation from French to English. There will also be a longer written answer which will be assessing their use of tenses (past/present/future) and their ability to use the vocabulary	The multiple-choice questions will be marked instantly so they can see what they got right and wrong. The longer written answers will be assessed by their teachers and personalised feedback will be sent via email including links to support material to help them to address their areas for development.
--------	---	---

in context. **This quiz will be posted in the Teams group for each class.** Responses will not be shared with anyone else in the class.

Geography

**Week commencing 15<sup>th</sup> June**

We are continuing with our new topic of rivers. Watch the PPT which is all about the processes that occur along a river. A teacher's voice will guide you through all the tasks. The lesson is about learning the key terms and processes that occur when rivers flow. The video in the PPT will support you.

**Week commencing 22<sup>nd</sup> June**

This will be your assessment week. You will be sent a link to a Microsoft Form via Teams. You need to be logged into your school account for this to work. Complete the assessment following the instructions and without your notes. We want to see what you have learnt since we began home learning. Once you have completed it you will receive feedback via teams for the extended answers once your teacher has had chance to read your responses. You will get immediate feedback to your multiple-choice responses, if your answers are incorrect, there will be some suggested revision resources.

**Additional Tasks**

If you have some spare time or you want to deepen your knowledge of rivers. Use this brilliant home learning lesson by BBC Bitesize. There are some great diagrams and information to add to your knowledge from the audio lessons and you can also get a few spoilers ready for the next set of audio lessons. <https://www.bbc.co.uk/bitesize/articles/zm7hnr>

There are loads of brilliant Geographical programs on Netflix. You can also find lots of brilliant programs on BBC iPlayer and other catch up channels. BBC iPlayer has a whole section on Science and Nature. Here are my top picks.

- Seven Worlds One Planet (looks at the different continents)
- Climate Change – The Facts
- Coast
- Equator
- Expedition Volcano

<p>German</p>	<p>For previous weeks' work (which leads into these activities) scroll to the bottom of <a href="http://barrbeaconschool.co.uk/working-at-home/">http://barrbeaconschool.co.uk/working-at-home/</a></p> <p>Week 10 (15/06/2020 – 19/06/2020) Practise vocabulary related to health and food using quizlet.  <a href="https://quizlet.com/_8f3ffp?x=1jqt&amp;i=2w2iou">https://quizlet.com/_8f3ffp?x=1jqt&amp;i=2w2iou</a>  (Instructions on how to use quizlet are at the start of the 'Gesund bleiben' video. Watch the 'Gesund bleiben' video and complete the activities in the video.  (Use the knowledge organiser for help)  Complete the 'Gesund bleiben parts 2 and 3' PowerPoint and the activities in it.  (Use the knowledge organiser for help)</p> <p>Week 11 (22/06/2020) - Assessment Week  Assessment details:</p> <table border="1" data-bbox="297 683 1469 1377"> <tr> <td data-bbox="297 683 689 1377"> <p>German</p> </td> <td data-bbox="689 683 1077 1377"> <p>Pupils will complete a Microsoft Forms quiz which will consist of some multiple-choice questions to check understanding of vocabulary (Food + Healthy living / Daily routine and time / Holidays). They will also be tested on their application and understanding of the past tense including verbs that take 'haben' or 'sein'. There will also be some comprehension questions and then a longer written question that will specifically test their ability to use the past tense. <b>This quiz will be posted in the Teams group for each class.</b></p> </td> <td data-bbox="1077 683 1469 1377"> <p>The multiple-choice questions will be marked instantly so they can see what they got right and wrong. The longer written answers will be assessed by their teachers and personalised feedback will be sent via email within a week, including links to support material to help them to address their areas for development.</p> </td> </tr> </table>		<p>German</p>	<p>Pupils will complete a Microsoft Forms quiz which will consist of some multiple-choice questions to check understanding of vocabulary (Food + Healthy living / Daily routine and time / Holidays). They will also be tested on their application and understanding of the past tense including verbs that take 'haben' or 'sein'. There will also be some comprehension questions and then a longer written question that will specifically test their ability to use the past tense. <b>This quiz will be posted in the Teams group for each class.</b></p>	<p>The multiple-choice questions will be marked instantly so they can see what they got right and wrong. The longer written answers will be assessed by their teachers and personalised feedback will be sent via email within a week, including links to support material to help them to address their areas for development.</p>
<p>German</p>	<p>Pupils will complete a Microsoft Forms quiz which will consist of some multiple-choice questions to check understanding of vocabulary (Food + Healthy living / Daily routine and time / Holidays). They will also be tested on their application and understanding of the past tense including verbs that take 'haben' or 'sein'. There will also be some comprehension questions and then a longer written question that will specifically test their ability to use the past tense. <b>This quiz will be posted in the Teams group for each class.</b></p>	<p>The multiple-choice questions will be marked instantly so they can see what they got right and wrong. The longer written answers will be assessed by their teachers and personalised feedback will be sent via email within a week, including links to support material to help them to address their areas for development.</p>			
<p>Write a blog in German about your own lifestyle. Mention your habits and whether or not you think you are healthy and why. Translate the ingredients list (Zutaten) of this recipe into English:  <a href="https://www.bildderfrau.de/kochen-backen/backschule/article206395503/Himmlisches-Apfelstrudel-Rezept-fuer-Naschkatzen.html">https://www.bildderfrau.de/kochen-backen/backschule/article206395503/Himmlisches-Apfelstrudel-Rezept-fuer-Naschkatzen.html</a>  (Use a dictionary to help you) Make Flammkuchen using this recipe <a href="https://ohmydish.com/recipe/flammkuchen/">https://ohmydish.com/recipe/flammkuchen/</a> - Remove bacon from the recipe for a vegetarian option-Replace bacon with chicken instead for a halal option  -Replace bacon with tofu and crème fraîche with a vegan cream cheese substitute for a vegan option.</p>					

	Responses will not be shared with anyone else in the class			
History	<p>For previous weeks' work (which leads into these activities) scroll to the bottom of <a href="http://barrbeaconschool.co.uk/working-at-home/">http://barrbeaconschool.co.uk/working-at-home/</a></p> <p><b>1<sup>st</sup> June onwards- You will be looking at the build up to World War Two in the next 7 weeks and will begin with looking at the state of Europe in the 1930s.</b></p> <p>15<sup>th</sup> June- Week 3: What was appeasement? Watch this audio lesson and complete all activities set by the teacher.</p> <p>22<sup>nd</sup> June- ASSESSMENT WEEK</p> <table border="1"> <tr> <td>Pupils will complete a Microsoft Forms quiz which will consist of some multiple choice questions and one longer written source answer. Each multiple choice answer will contribute to an overall percentage and longer answers have estimated word counts attached to support pupils with how much to write in each extended answer. This will be assessing knowledge recall from the content studied since 23rd March. <b>This quiz will be emailed to your child's school account.</b> Responses will not be shared with anyone else in the class.</td> <td> <p>The multiple choice questions will be marked instantly so pupils can see what they got right and wrong. There will be some support for questions they did not get correct. The longer written answers will be assessed by their teachers and personalised feedback will be sent via the Microsoft Forms.</p> <p>For individual feedback they click onto the original link sent to them – they will not be notified of this but feedback will be ready by 3pm on Monday 6<sup>th</sup> July at the latest.</p> </td> </tr> </table>	Pupils will complete a Microsoft Forms quiz which will consist of some multiple choice questions and one longer written source answer. Each multiple choice answer will contribute to an overall percentage and longer answers have estimated word counts attached to support pupils with how much to write in each extended answer. This will be assessing knowledge recall from the content studied since 23rd March. <b>This quiz will be emailed to your child's school account.</b> Responses will not be shared with anyone else in the class.	<p>The multiple choice questions will be marked instantly so pupils can see what they got right and wrong. There will be some support for questions they did not get correct. The longer written answers will be assessed by their teachers and personalised feedback will be sent via the Microsoft Forms.</p> <p>For individual feedback they click onto the original link sent to them – they will not be notified of this but feedback will be ready by 3pm on Monday 6<sup>th</sup> July at the latest.</p>	<p>All additional resources are in the All Resources folder. <a href="http://barrbeaconschool.co.uk/working-at-home/">http://barrbeaconschool.co.uk/working-at-home/</a> Scroll down to the middle of this page.</p> <p>If this is completed then please choose additional topics to research from the extended learning document.</p> <p>Watch Boy in The Striped Pyjamas. Write a film review on any of the following things;</p> <p>Dunkirk. Netflix Boy in the Striped Pyjamas. The Horrible History Movie. Amazon Prime. War horse. The Darkest Hour. Netflix. The Book Thief.</p> <p>List of Documentaries on BBC I-player. Suffragettes by Lucy Worsley Back in time for the Corner shop. England's forgotten queens.</p>
Pupils will complete a Microsoft Forms quiz which will consist of some multiple choice questions and one longer written source answer. Each multiple choice answer will contribute to an overall percentage and longer answers have estimated word counts attached to support pupils with how much to write in each extended answer. This will be assessing knowledge recall from the content studied since 23rd March. <b>This quiz will be emailed to your child's school account.</b> Responses will not be shared with anyone else in the class.	<p>The multiple choice questions will be marked instantly so pupils can see what they got right and wrong. There will be some support for questions they did not get correct. The longer written answers will be assessed by their teachers and personalised feedback will be sent via the Microsoft Forms.</p> <p>For individual feedback they click onto the original link sent to them – they will not be notified of this but feedback will be ready by 3pm on Monday 6<sup>th</sup> July at the latest.</p>			
Maths	<p>For previous weeks' work (which leads into these activities) scroll to the bottom of <a href="http://barrbeaconschool.co.uk/working-at-home/">http://barrbeaconschool.co.uk/working-at-home/</a></p> <p><b><u>15th June onwards</u></b></p>	<p>Use websites such as <a href="https://corbettmaths.com/">https://corbettmaths.com/</a> <a href="https://www.mathsgenie.co.uk/gcse.html">https://www.mathsgenie.co.uk/gcse.html</a> to work through topics with GCSE style questions</p>		

	<p>There will be a daily lesson which can be accessed through the home learning section every day from Monday to Friday.</p> <p>On a Monday to a Thursday this will consist of a topic to complete, for each of these topics there will be links to a selection of tutorial videos, questions, textbook exercises as well as exercise and worksheets provided by teachers in the home learning for that topic. If you would like guidance on which exercise to attempt from the home learning on that day then please contact your teacher via teams</p> <p>On a Friday there will be a quiz day with instructions on the home learning area.</p> <p><b><u>22nd June – Assessment week</u></b></p> <p>There will be two assessments to complete over the week, a non-calculator assessment goes live on mathswatch on Monday and a calculator assessment goes live on mathswatch on Tuesday. Both assessments are timed on mathswatch and must be completed in one attempt, as per the previous Friday quizzes on mathswatch. Both will need to be completed by the end of Friday. No daily lessons will be posted over the course of this week.</p>	<p>Complete challenge puzzles and UKMT maths challenge material found on website.</p> <p><b><u>Oak Learning Instructions – Online Lessons</u></b></p> <ol style="list-style-type: none"> <li>1. Go on <a href="http://www.thenational.academy">www.thenational.academy</a></li> <li>2. Click on online classroom</li> <li>3. Press subject and pick the appropriate year group</li> <li>4. Pick maths (there are also loads of different subjects on this website)</li> <li>5. Start the lesson you would like to do - then follow the on screen instructions.</li> </ol> <p>Please note - more lessons will be added each week.</p>
Media Studies	<p><b>Week commencing June 15th</b></p> <p>Create an insert article (X2 A4 pages double spread) for your new product. This task will take you two lessons/weeks so consider doing 1 page per hour. You will need to again consider where images and titles are placed. What type of words/colours/images will you use to engage the reader. Make sure your magazine double page spread is informative and doesn't contain any SPAG errors.</p> <p><b>Week commencing June 22<sup>nd</sup></b></p> <p>Pupils will complete a Microsoft Forms quiz which will consist of all multiple choice questions. This will be assessing their knowledge of video production advertising techniques. This quiz will be emailed to pupils in advanced of the assessment week but will not be open until 9:00am 22nd June. Responses will not be shared with anyone else in the class. , The multiple choice questions will be marked automatically with effective feedback and next steps being generated from this.</p>	<p>EXTENSION: Record your own advert using your mobile phones. Consider using a variety of advertising techniques learnt in lesson 1. Use varied camera angles and use only bright areas to film. Use free software to edit this such as iMovie and Splice. You can do this on your mobiles.</p>

	<p>This will be shown through Microsoft Forms. For individual feedback they click onto the original link sent to them – they will not be notified of this but feedback will be ready by 3pm on Monday 6th July at the latest.</p>	
<p>PE</p>	<p><b>w/c 15<sup>th</sup> June 2020 &amp; 22<sup>nd</sup> June 2020</b></p> <ul style="list-style-type: none"> <li>• <b>Using the hyperlink go to the Year 8 Core PE Area:</b> <a href="https://matrixacademytrust-my.sharepoint.com/:f:/g/personal/revision_matrixacademytrust_co_uk/Epa48FYq_UFHvmEZ0ng5SMoBXbdJoZa3Cb9AZw5Xqj2iGw?e=DsmHhS">https://matrixacademytrust-my.sharepoint.com/:f:/g/personal/revision_matrixacademytrust_co_uk/Epa48FYq_UFHvmEZ0ng5SMoBXbdJoZa3Cb9AZw5Xqj2iGw?e=DsmHhS</a></li> <li>• <b>Watch the video – 15.6.20 Core PE Voiceover, where Miss Woolley will be speaking to you about this fortnights work</b> (<a href="https://matrixacademytrust-my.sharepoint.com/:v:/g/personal/revision_matrixacademytrust_co_uk/Ec_p4eirExMlgFPUx1rR8wBjM6YNO4CrRC046fKtb0iUw?e=w9SzTj">https://matrixacademytrust-my.sharepoint.com/:v:/g/personal/revision_matrixacademytrust_co_uk/Ec_p4eirExMlgFPUx1rR8wBjM6YNO4CrRC046fKtb0iUw?e=w9SzTj</a>)</li> <li>• <b>Click on the 15.6.20 Workout PowerPoint</b> (<a href="https://matrixacademytrust-my.sharepoint.com/:p:/g/personal/revision_matrixacademytrust_co_uk/EUCoV9cdnbdOrlvDeSBhFgQBBVojXylm9jlvOWiZgZ-uFw?e=rq71aF">https://matrixacademytrust-my.sharepoint.com/:p:/g/personal/revision_matrixacademytrust_co_uk/EUCoV9cdnbdOrlvDeSBhFgQBBVojXylm9jlvOWiZgZ-uFw?e=rq71aF</a>)</li> <li>• <b>Create your own fitness log /diary and record the physical activities you are taking part in (on Microsoft Word, PowerPoint or a piece of paper)</b></li> <li>• <b>Send these to your PE teacher for them to see how active and physical you have been for the past 2 weeks.</b></li> </ul> <p><b>UniSport</b>  <b>1 HOUR of tutorials   Learn 35 football skills -</b>  <a href="https://www.youtube.com/watch?v=y1d_uHGQso">https://www.youtube.com/watch?v=y1d_uHGQso</a>  <b>Learn the Butterfly Lift football skill -</b> <a href="https://www.youtube.com/watch?v=9lwBmE7m8yA">https://www.youtube.com/watch?v=9lwBmE7m8yA</a>  <b>LEARN THE AROUND THE WORLD IN NO TIME -</b>  <a href="https://www.youtube.com/watch?v=qUILNHgvk6Q">https://www.youtube.com/watch?v=qUILNHgvk6Q</a></p> <p><b>YouTube Vbloggers – Chloe Ting</b>  <b>Intense Fat Burning Full Body Workout   No Jumping Variations Included_</b>  <a href="https://www.youtube.com/watch?v=-GhaJFcj3Mk">https://www.youtube.com/watch?v=-GhaJFcj3Mk</a></p>	<p>Netflix watch List:  <b>Losers; Sir Alex Ferguson Secrets of Success; Stop at Nothing; Becoming Champions; Katie; The Game Changers; The Last Dance</b></p> <p>Moneyball; Coach Carter; The Blind Side; Stop at Nothing; The short game; Iverson;</p> <p>Prime Watch List:  <b>Eat Race Win; Breaking 60: Challenging the Impossible; Invictus</b></p> <p>The Unknown Runner; Eat. Race. Win; Running for Good; Salute; All or Nothing; Take Us Home: Leeds United; Class of 92</p> <p>Podcast List:  <b>Families in Sport</b></p> <p>The Real Science of Sport Podcast  30 for 30</p>



	<p><b>10 Mins Toned Arms Workout   No Equipment -</b>  <a href="https://www.youtube.com/watch?v=j64BBgBGNIU">https://www.youtube.com/watch?v=j64BBgBGNIU</a></p> <p><b>Intense Lower Abs Workout -</b> <a href="https://www.youtube.com/watch?v=JEEG0hBNk3E">https://www.youtube.com/watch?v=JEEG0hBNk3E</a></p> <p><b>Best Full Body Workout -</b> <a href="https://www.youtube.com/watch?v=CGmr02bfHUo">https://www.youtube.com/watch?v=CGmr02bfHUo</a></p> <p><b>Pamela Reif</b></p> <p><b>15 MIN HAPPY DANCE WORKOUT - burn calories and smile / No Equipment - 15 MIN GET STRONG -</b> <a href="https://www.youtube.com/watch?v=Lk-8YDhtdzc">https://www.youtube.com/watch?v=Lk-8YDhtdzc</a></p> <p><b>WORKOUT - Let's Train Together / No Equipment   Pamela Reif</b>  <a href="https://www.youtube.com/watch?v=Cw-Wt4xKD2s">https://www.youtube.com/watch?v=Cw-Wt4xKD2s</a></p>	
PSHE	<p><b>Weeks Commencing 15<sup>th</sup> June and 22<sup>nd</sup> June</b></p> <p><b>Prejudice and Discrimination – Black Lives Matter</b></p> <p>No one can have failed to see the tragic events that have been taking place in the USA recently regarding the death of a black man called George Floyd. His death is not the first death of a BAME (BAME stands for Black, Asian and Minority Ethnic and is defined as all ethnic groups except White ethnic groups) individual at the hands of law enforcement in the USA and sadly is unlikely to be the last. Americans and others of all ethnic backgrounds from around the world have reacted to these tragic events in recent days. It essential that we address and challenge any prejudice and discrimination we see in order to end it once and for all. The links below cover a number of aspects surrounding the story – read them carefully:</p> <p><a href="https://www.bbc.co.uk/newsround/52813673">https://www.bbc.co.uk/newsround/52813673</a></p> <p><a href="https://www.bbc.co.uk/newsround/52932636">https://www.bbc.co.uk/newsround/52932636</a></p> <p><a href="https://www.bbc.co.uk/newsround/52893017">https://www.bbc.co.uk/newsround/52893017</a></p> <p><a href="https://www.bbc.co.uk/newsround/52917648">https://www.bbc.co.uk/newsround/52917648</a></p> <p>Then consider the following:</p>	<p><b>Week Commencing 15<sup>th</sup> June</b></p> <p><b>Mental Health - Personal Experience of Bipolar</b></p> <p>Using BBC Bitesize: <a href="https://www.bbc.co.uk/bitesize/clips/z674wmn">https://www.bbc.co.uk/bitesize/clips/z674wmn</a></p> <p>Watch the video clip and consider the following questions:</p> <p>What is bipolar disorder? What safety implications are there for sufferers? What are the effects of the ‘highs’ and ‘lows’ on the sufferer? What statistics are linked to bipolar disorder? What are the signs and symptoms of the disorder? What support and treatments are available for sufferers? Why is a diagnosis so crucial? What advice would you give to a sufferer of bipolar disorder?</p> <p>Using the information from above and your own research on the condition produce a leaflet on the disorder that would be available free in a GP surgery.</p> <p><b>Week Commencing 22<sup>nd</sup> June</b></p> <p><b>Healthy Lifestyles - Teenage Pressures - Smoking</b></p> <p>Using BBC Bitesize: <a href="https://www.bbc.co.uk/bitesize/clips/zjvxn39">https://www.bbc.co.uk/bitesize/clips/zjvxn39</a></p> <p>Watch the video clip and consider the following questions:</p> <p>What are the reasons why people choose to smoke? What are the effects on the body? Are there any safe limits for smoking? What are the longer-term effects on the body of smoking? What type of cancers can result from smoking? What are the effects on physical appearance from smoking? How can smokers quit the habit? What can they use to help in terms of will power, substitutes and medication? Why is will power so important in the quitting process? Who can</p>

What happened in the case of George Floyd?  
Why has this caused such widespread global condemnation?  
What has been the reaction to his death in the USA and around the world?  
What has been the reaction from celebrities in the fields of music – such as Beyonce and Cardi B, film – such as John Boyega and sport – such as tennis stars Serena Williams and Coco Gauff?  
Which celebrities have made impassioned speeches regarding the death of George Floyd – including former President of the USA Barack Obama and Meghan Markle the Duchess of Sussex, what have they said?  
What has the celebrity reaction and public reaction achieved?  
What was Blackout Tuesday?  
What has been done to commemorate the life of George Floyd?

Using your information and research produce a comprehensive article that gives an overview of the case of George Floyd (and others). You should include information on all of the points above and images.

You can also use the links to the websites below to help include information on discrimination, the Black Lives Matter movement and how we tackle this appalling issue and how we as a society move forward to eliminate discrimination for all groups in society.

In the words of Meghan Markle, Duchess of Sussex:

“the only wrong thing to say is to say nothing...”

<https://www.dailymail.co.uk/femail/article-8391359/Meghan-Markle-sounded-restrained-like-old-self-George-Floyd-speech.html>

<https://blacklivesmatter.com>

<https://kids.britannica.com/kids/article/discrimination/399429>

support smokers whilst trying to quit? Do you feel the NHS should treat smokers - as their conditions could be considered 'self-inflicted'?

Using the answers from above and your own extra research produce a webpage for smokers wishing to quit to use in order to give them information and motivation to do so successfully.

<https://www.childline.org.uk/info-advice/bullying-abuse-safety/your-rights/discrimination-hate-crime-equality/>

**All month: June 2020 – Pride month 2020**

June is Pride month and celebrates the LGBTQ+ communities around the world. Using the links (below) to the Newsround website, Stonewall website and the Encyclopaedia Britannica websites research the history of the history of the LGBTQ+ community and their ongoing struggle for equality.

Think about the following:

What was the Stonewall uprising – what happened, why, where and when?

What were the outcomes of the Stonewall riots for the LGBTQ+ community?

Look at producing a timeline of key events and dates that have taken place since the Stonewall uprising nearly 51 years ago.

What are the 30 key moments on the way to LGBTQ+ equality since the founding of the Stonewall charity back in 1989?

What is Pride month?

What does Pride seek to achieve?

What is a key symbol of the Pride movement and why?

Are the LGBTQ+ community around the world treated equally?

Using the information you have researched and the answers to the questions you have answered produce a selection of the following:

A poster to celebrate Pride month 2020.

A design for a new t-shirt / hoodie to celebrate Pride month 2020 – remember the rainbow!!

A magazine article detailing the history of the LGBTQ+ community and their ongoing struggle for equality from the Stonewall riots to the present day.

A webpage that looks at the differing levels of equality currently around the world for the LGBTQ+ community today.

An information leaflet for people wanting to know more about the LGBTQ+ community including key terms and sources of support for members of the LGBTQ+ community experiencing discrimination and inequality in any aspects of their lives.

<https://www.bbc.co.uk/newsround/52872693>

<https://www.britannica.com/event/Stonewall-riots>

<https://www.youngstonewall.org.uk/about-us/news/stonewall-uprising-50-years-lgbt-history>

<https://www.stonewall.org.uk/30-moments-way-lgbt-equality>

<https://www.amnesty.org/en/what-we-do/discrimination/lgbt-rights/>

In addition to the tasks above Stonewall have produced a fantastic range of home learning creative tasks that can be accessed using the link below:

[https://www.stonewall.org.uk/system/files/creativity\\_home\\_learning\\_pack\\_-\\_secondary.pdf](https://www.stonewall.org.uk/system/files/creativity_home_learning_pack_-_secondary.pdf)

There are some amazing activities – try one a week throughout June to celebrate Pride month 2020 and brighten your month with a rainbow.


Activities included in the link you could try include:

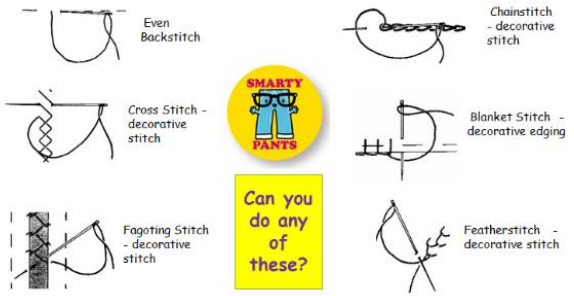
Making rainbow cupcakes – yummy!

Selecting an iconic LGBTQ+ music track to make a music video for.

Producing an animation with the theme of celebrating difference....

To name just a few! Enjoy!

RE- Philosophy and Ethics	<p>Complete any previous work that has been set then you need to do the following:</p> <p>Week commencing 15th June: We are going to do a revision lesson on what we have done so far in lock down. There will also be some retention of the academic year (what we did prior to lock down). Work your way through the activities by using the audio lesson provided.</p> <p>Week commencing 22<sup>nd</sup> June: Pupils will complete a Microsoft Forms quiz which will consist of some multiple choice questions and some longer written answers. There will be an estimated word counts to support pupils with how much to write in each extended answer. This will be assessing knowledge recall from the content studied throughout lockdown. This quiz will be posted in the Teams group for each class. Responses will not be shared with anyone else in the class.</p>	<p>Complete the 'Spirited Arts/Poetry' task. This is a real competition run by NATRE. Complete the tasks first to give you some ideas, then go back on choose one of the 3 themes to base your art or poetry on - 'God's good Earth', 'Holy Words' or 'Where is God'. Once you have created your art or poem you need to write a detailed paragraph explaining what you have created. Use the sentence starters on the sheet to help you. Even if you don't enter your work for the competition this is a good task to complete. If you choose to enter your work follow the instructions on the sheet.</p>
Science	<p>Complete any previous work that has been set by accessing the old documents on: <a href="https://rebrand.ly/ScienceSUM1">https://rebrand.ly/ScienceSUM1</a></p> <p><u>New work here:</u> <a href="https://rebrand.ly/ScienceSUM2">https://rebrand.ly/ScienceSUM2</a> or you can scan this QR code with your device:</p>  <p>Go to your year group and there will be an instruction document in the folder for you which highlights what to do each week.</p>	<p>The National Oak Academy has produced some excellent resources for science:</p> <p>If you are looking for more science you can find them at: <a href="https://www.thenational.academy/online-classroom/year-8/science#subjects">https://www.thenational.academy/online-classroom/year-8/science#subjects</a></p> <p>Also, if you want to do some practical activities and you're allowed to (ask permission) <a href="https://www.science-sparks.com/kitchen-science-round-up/">https://www.science-sparks.com/kitchen-science-round-up/</a> has some great kitchen science activities.</p>

	<p>There is at least one video to watch per week along with a variety of other activities.</p> <p>Week 15.6.20 - Continuing climate change project  Week 22.6.20 - Assessment week:  “Pupils will complete 2 x Google Forms quizzes which will consist of some multiple-choice questions and short answers – each one should take them around an hour. They will be covering the topics studied since 23rd March: waves, evolution, bioenergetics, and speed and acceleration. To assist their revision: Outcome sheets (specific objectives for the unit), Knowledge organisers and other school resources can be found on Padlet (link below). This quiz will be posted into the Teams group for each class.  It will open at 9am on 22nd June and close at 3pm on 26th June. Responses will not be shared with anyone else in the class.  URL: <a href="https://padlet.com/BBScience/Year8">https://padlet.com/BBScience/Year8</a>  password: compound”</p>	
Textiles	<p><b>If we were in school right now and you would have rotated to another one of these subjects: Food, textiles, art, media, please can you now pick one or more of these subjects you have not completed work for and find the subject on this document.</b></p> <p>If you would be taking sports science in your rotation, please complete the additional work in the PE section. <b>If you are unclear about any of this, please email <a href="mailto:csmith@barrbeaconschool.co.uk">csmith@barrbeaconschool.co.uk</a>.</b></p> <p><b><u>Week Commencing 15<sup>th</sup> June</u></b>  <b><u>Task 1</u></b>  Attempt the spellings:  Sewing  Thread  Environment  Stitch  Scissors  Machine  Measuring  Tacking  Safety</p>	<p>Try out new stitches.  There are helpful videos on YouTube as well.</p> 

Ironing  
 Needle  
 Pinking shears  
 Tailors chalk  
 Printing  
 Pinning  
 Applique  
 Molar  
 Batik

Task 2  
 Create a mood board for your cushion cover theme

20 pictures minimum

Working towards	Working at	Working above	Mastery
<ul style="list-style-type: none"> <li>I have chosen and arranged 15-20 pictures for my mood board.</li> </ul>	<ul style="list-style-type: none"> <li>I have chosen 20 pictures for my mood board that are different from each other but with a similar theme.</li> </ul>	<ul style="list-style-type: none"> <li>I have chosen 20 pictures for my mood board that are different from each other but with a similar theme.</li> <li>I have labeled why I have picked some of the pictures</li> </ul>	<ul style="list-style-type: none"> <li>I have chosen 20 pictures for my mood board that are different from each other but with a similar theme.</li> <li>I have labeled why I have picked all of the pictures</li> <li>I have added materials and other components such as buttons and other scraps to my mood board</li> </ul>

- |  |  |  |   |
|--|--|--|---|
|  |  |  | <ul style="list-style-type: none"><li>• I have added a colour wheel to show my colour scheme and explained this</li></ul> |
|--|--|--|---|

Please see the PowerPoint available at: [barrbeaconschool.com](http://barrbeaconschool.com), then click working from home. Scroll down to all resources. Click on design and technology, download here. Click on textiles > Year 8 > Y8 – TEXTILES – 15.06.20 and you will see the audio Powerpoint.

**Week Commencing 22<sup>th</sup> June**

Pupils will complete a Microsoft Forms quiz which will consist of multiple choice questions. This will be assessing their knowledge of healthy and safety in textiles, techniques in textiles, design ideas, sewing machine parts. This quiz will be emailed to pupils in advanced of the assessment week but will not be open until 9:00am 22nd June. Responses will not be shared with anyone else in the class. The multiple choice questions will be marked automatically with effective feedback and next steps being generated from this. This will be shown through Microsoft Forms. For individual feedback they click onto the original link sent to them – they will not be notified of this but feedback will be ready by 3pm on Monday 6th July at the latest.