

Home working – Year 12

















This work is designed to last for two weeks, starting Monday 4th May 2020

Unless it says otherwise, all resources mentioned here are in the All Resources folders halfway down our Working At Home website.

<http://barrbeaconschool.co.uk/working-at-home/>

Make sure you sign in with your full Barr Beacon email and password.

Subject	Complete as a minimum	Additional work
BTEC Business Year 12	<p>Previous weeks' work needs to be completed before moving on to this. For previous weeks' work scroll to the bottom of http://barrbeaconschool.co.uk/working-at-home/</p> <p>27/4/20 - Read the specification for Unit 14 Customer Service sent to you on email so you can familiarise yourself with this unit. Any questions, please ask. Following this a workbook will be on your Microsoft Teams and emails for you to use. There is a lot of work on this in terms of reading, questions and research and watching specific videos. You must make notes as this will help you gain the knowledge need for the assignment. This should take you 3-4 weeks. More guidance will then follow regarding the assignment.</p> <p>Any questions, please get in touch with Mrs Saunders or Mr Shilton via Microsoft Teams or emails</p>	<p>Start looking at your knowledge organisers for Unit 2 – Developing a Marketing Campaign which are on your pupil shared area.</p> <p>Unit 3 – Use the 12 mark revision resource to practice 12 mark questions.</p>
BTEC Health and Social Care	<p>Continue working on your assignments for Miss Smith Unit 5 LA-D. I have emailed you all PowerPoints. Please email me if you need anything.</p> <p>Start revision of Unit 2. Use your revision guides.</p> <p>Single - Continue Unit 5 assignment work for Miss Llewellyn (P4, P5, M4, D2) - PP emailed to pupils</p>	<p>Start revision for Unit 2. Use revision guide and create revision resources.</p> <p>https://quizlet.com/175326400/health-and-social-care-unit-2-flash-cards/?utm_source=Google&utm_medium=cpc&utm_campaign=9571277707&utm_content=97812163829&utm_term=&matchtype=b&gclid=EAI</p>

	<p>Double - Continue Unit 19 assignment work for Miss Llewellyn (P5, P6, M3, M4, D2, D3) - PP emailed to pupils</p> <p>For Mrs Askew – continue Unit 7 Ms and Ds - PP’s in shared area</p>	<p>alQobChMlofe5xuuh6AIVQ7TtCh2AXgOrEAAYAiA AEglp fD BwE</p> <p>https://getrevising.co.uk/revision-cards/unit-2-working-in-health-and-social-care-2</p>																								
<p>BTEC IT Level 3</p>	<p>Week commencing: 4TH MAY</p> <p>In the below folder I have added model answers to the worksheets you completed last week.</p> <p>Your task is to compare your answers to these answers and then add green font(green pen) the keywords and aspects you didn’t include or in as much depth.</p> <div data-bbox="439 724 1368 1129" data-label="Table"> <p>Files > Barr Beacon School > ICT > Y12 > LAF - Laws & Ethics > Answers </p> <table border="1"> <thead> <tr> <th>Name</th> <th>Modified</th> <th>Modified By</th> <th>File size</th> </tr> </thead> <tbody> <tr> <td> Topic 1 Worksheet 1 Answers.docx</td> <td>A few seconds ago</td> <td>Mr A Rathbone</td> <td>51.6 KB</td> </tr> <tr> <td> Topic 2 Worksheet 2 Answers.docx</td> <td>A few seconds ago</td> <td>Mr A Rathbone</td> <td>48.1 KB</td> </tr> <tr> <td> Topic 3 Worksheet 3 Answers.docx</td> <td>A few seconds ago</td> <td>Mr A Rathbone</td> <td>52.9 KB</td> </tr> <tr> <td> Topic 4 Worksheet 4 Answers.docx</td> <td>A few seconds ago</td> <td>Mr A Rathbone</td> <td>49.9 KB</td> </tr> <tr> <td> Topic 5 Worksheet 5 Answers.docx</td> <td>A few seconds ago</td> <td>Mr A Rathbone</td> <td>45.6 KB</td> </tr> </tbody> </table> </div> <p>Along with green penning you worksheets you also need to relate the topics/ethics/laws that are looked at in each each – how does this relate to a business using social media this will be used as part of your assignment starting next week.</p>	Name	Modified	Modified By	File size	 Topic 1 Worksheet 1 Answers.docx	A few seconds ago	Mr A Rathbone	51.6 KB	 Topic 2 Worksheet 2 Answers.docx	A few seconds ago	Mr A Rathbone	48.1 KB	 Topic 3 Worksheet 3 Answers.docx	A few seconds ago	Mr A Rathbone	52.9 KB	 Topic 4 Worksheet 4 Answers.docx	A few seconds ago	Mr A Rathbone	49.9 KB	 Topic 5 Worksheet 5 Answers.docx	A few seconds ago	Mr A Rathbone	45.6 KB	<p>Watch the online lesson videos, make notes and complete the quizzes.</p> <p>https://www.knowitallninja.com/ Use the PPTs and videos to answer the quizzes at the end of each topic.</p> <p>https://quizizz.com/profile/5b50473b18e344001a840b5a</p> <p>Using exercise books complete self-quizzing on the topics listed then play the online quiz.</p> <p>https://quizlet.com/gb/359188749/btec-it-level-3-flash-cards/</p> <p>Use the flashcards to complete self-quizzing activities. Once completed move onto matching the key terms with the correct definitions.</p> <p>https://www.youtube.com/watch?v=yAXnxbrMXaE&list=PLnxdBgu5_opv_xBN1c2aiQPzXNwRk87v_L Watch the YouTube channel of recorded online lessons for unit 1 exam. Make notes on the content and find real-world examples for each technology.</p> <p>Complete the tasks above for the following Learning Aims for Unit 1 – Online World</p>
Name	Modified	Modified By	File size																							
 Topic 1 Worksheet 1 Answers.docx	A few seconds ago	Mr A Rathbone	51.6 KB																							
 Topic 2 Worksheet 2 Answers.docx	A few seconds ago	Mr A Rathbone	48.1 KB																							
 Topic 3 Worksheet 3 Answers.docx	A few seconds ago	Mr A Rathbone	52.9 KB																							
 Topic 4 Worksheet 4 Answers.docx	A few seconds ago	Mr A Rathbone	49.9 KB																							
 Topic 5 Worksheet 5 Answers.docx	A few seconds ago	Mr A Rathbone	45.6 KB																							

	<p>You will need to email Mr Rathbone (arathbone@barrbeaconschool.co.uk) all 5 GREEN PENNED worksheets by DUE: 8th May 4:00pm</p> <p>Week commencing: 11TH MAY</p> <ul style="list-style-type: none"> This will be the week we start the final assignment for Unit 3, I will email you further guidance on the assignment and how to tackle it so keep an eye on your email and temas. <p>You can email me for support at any point.</p> <p>Mr Rathbone</p>	<ul style="list-style-type: none"> LAA LAB LAC LAD LAE
BTEC Law	<p>Read the Unit 3 chapter on murder in the textbook. Research the key cases that are in the textbook linked to murder. Create a table of those cases to include; the name of the case, an explanation of the case, the legal principle the case demonstrates and an image to help you remember it. If you have not sent this to me I need this before you move on.</p> <p>-Complete your Unit 2 A/B assignment should have been submitted by 3pm 24.03.20 to C.Barber</p> <p>-Complete the Unit 2 booklet (you have a hard copy but there is one available on the home learning area)</p> <p>-Create a blank knowledge organiser Unit 2 Learning aim C/D using the one I created on non-fatal offences to help you.</p>	<p>Complete all the pages in the non-fatal offences booklet.</p> <p>https://www.oxford-royale.co.uk/articles/interesting-legal-cases.html</p> <p>Create a summary of each case by writing at least 4 bullet points about the facts and the legal principle (what was the main thing to come from this case?).</p> <p>If you have already done this task above as part of your induction task do the same for the following cases;</p> <p>https://www.theguardian.com/law/2013/dec/04/law-cases-essential-student</p>

	<p>Complete the 'evaluating non-fatal offences task'. You will need to complete research and reading. There is a list of pointers included to help. Due in Thursday 7th May 4:00pm.</p> <p>New task: Read through the Unit 3 Booklet 1 Fatal Offences pages on murder and complete the activity questions/tasks on Page 8. Due in Monday 11th May 4pm.</p> <p>Email if you need any help!</p>	
BTEC Media	<p><u>Mr Wall & Miss Watson:</u> <u>I am currently going through and marking everybody's LAA resubmissions and LAB production documents. I will send feedback as soon as possible.</u></p> <p><u>New task – W/C 30th April - Due date 18th May.</u></p> <p><u>PART 1 OF TASK</u></p> <ul style="list-style-type: none"> • Obviously we are limited in completing Unit 10 because it requires filming and editing of your short films. You will struggle in terms of being able to go out with friends etc. But as part of your next task I would like you to experiment within your homes/outdoors and create cinematic footage using your phones and the tutorials on YouTube below (there are plenty more videos too). You should aim to shoot 30 seconds of footage towards your unit 10 practical. If you have a DSLR or video camera of course you can use this, but there are some really creative ways of achieving great footage using your phones: <ul style="list-style-type: none"> • https://www.youtube.com/watch?v=0f521kPj3DI • https://www.youtube.com/watch?v=M1r8Z-yieFk • https://www.youtube.com/watch?v=1SLGQsL9MC8 • https://www.youtube.com/watch?v=Co21Gw7zqNY 	<p><u>Unit 19 - Scriptwriting</u></p> <p>Please ensure that you follow Miss Winters instructions for work that needs to be completed for this unit. She will be in touch via email or teams to communicate this.</p>

- **For example, are there any shots on your storyboard that you can film without going out or using other people?** If you can't film anything from your storyboard and you are really stuck, perhaps just shoot a cinematic opening or ending for your film using these techniques. Don't worry if it's not on your storyboard and you have to change things around slightly, this situation is nobody's fault.
- After you've tried out some techniques, I would like you to download the free trial version of Adobe Premiere to edit this footage together. You should be able to use the software for **one week only** on the trial version, so you need to edit and export this footage **in less than a week.** - [CLICK HERE TO DOWNLOAD ADOBE PREMIERE TRIAL](#)
- Be creative, watch the videos, there are plenty of ways you can achieve dramatic effects with just your phone and the things around you. Also, make sure you film in **landscape**.
- When you have finished editing your sequence, you need to export the clip and send me the finished video file. This video will show you how to export a final video clip - [LINK](#)

PART 2 OF TASK

I also want you to start filling out your production log and explain what techniques you have used whilst filming on your phones. You should also take screenshots of your editing process to support this, explaining the editing techniques/style you have gone for and how this links to genre conventions and similar films techniques.

- **AIM – 30 seconds of footage as a minimum, along with written production log explaining choices made and screenshots of editing process.**

	<ul style="list-style-type: none"> • DEADLINE – 18/05/2020 <p><u>Miss Winters:</u> As I have told you on teams, you will begin your unit 19 assignment for LAA/B. You will have 3 weeks to complete this and your deadline will be 1st June (taking into account witson week at the end of May). I know that some of you may wish to complete the script annotations on paper so if you do, please can you make sure you have taken a clear photograph of this where all annotations are visible for marking.</p> <p>On the working from home area use the file path “Media > BTEC Media > Year 12 > Unit 19 > Assignment 1”</p> <ul style="list-style-type: none"> • The brief • Assignment 1 checklist • A distinction example • Copies of scripts you may wish to use for the assignment (or you can find your own online) 	
BTEC Sport & Exercise Science Level 3	<p><u>Task 1: Unit 7 Biomechanics Assignment B</u> Use the feedback to make adaptations to your work for the second hand in. Email to Miss and Sir when you have completed. The deadline has passed for this so make sure you send it over if you haven't done so already.</p> <p><u>Task 2: Unit 7 Biomechanics Assignment C</u></p> <p>Home Learning 2020/PE/Year 12/Assignment Brief Learning Aim C</p>	<p>Netflix watch List: Moneyball; Coach Carter; The Blind Side; Stop at Nothing; Icarus; The short game; Iverson; The Dawn Wall; Game Changers</p> <p>Prime Watch List: The Unknown Runner; Eat. Race. Win; Running for Good; Salute; All or Nothing; Marching on Together- Leeds United;</p> <p>Podcast List:</p>

You now need to start to write your coursework for Assignment C. This **must** be in the form of a PowerPoint as you will present your findings to Miss Hanson & Mr Lennard. You **can** also have cue cards to help you during your presentation.

Please use the assignment brief to ensure that you are able to achieve all of the relevant criteria. Please use the wider reading to develop your knowledge and understanding.

Please email Miss Hanson and Mr Lennard by the deadlines below.

Deadlines:

- Minimum 2 slides on 'centre of mass'. Deadline has passed so send over as soon as possible.
- Minimum 2 slides on 'factors affecting the centre of mass'. Deadline has passed so send over as soon as possible.
- Minimum 2 slides on 'ways to change centre of mass to maintain balance'. Deadline has passed so send over as soon as possible.
- Minimum 2 slides on 'types of functions of levels'. Deadline has passed so send over as soon as possible.
- Minimum 2 slides on 'Axes of rotation'. Deadline has passed so send over as soon as possible.

Regularly check your emails for updates from both of us!

Task 3: Unit 6 Psychology in Sport - Preparation

You now need to watch the relevant EverLearner videos and complete all associated questions about the new Psychology unit (AQA Linear GCE PE Psychological Factors) as this will prepare you for when we return. We are NOT going to set this as an assignment. Instead, evidence of this work will be found on your Everlearner log in as we can access how long you

The Real Science of Sport Podcast; 30 for 30; Sports? With Katie Nolan.

Home workouts (youtube):

- Joe Wicks The Body Coach
- SarahBethYoga

Biomechanics wider reading:

https://books.google.co.uk/books?id=wKk_vEK0hq4C&pg=PA201&dq=centre+of+mass+sport&hl=en&sa=X&ved=0ahUKewjPvanYqaHoAhWBYcAKHWFoAH8Q6AEIKzAA#v=onepage&q=centre%20of%20mass%20sport&f=false

<https://www.ncbi.nlm.nih.gov/pmc/articles/PMC4415845/>

<https://www.frontiersin.org/articles/10.3389/fneur.2019.00999/full>

<https://www.sciencedaily.com/releases/2010/07/100712103349.htm>

CENTRE OF MASS & STABILITY

<https://www.sports-training-adviser.com/stabilityprinciples.html>

<http://thesportdigest.com/archive/article/importance-balance-and-stability-mastery-sport-skills>

LEVERS

	<p>have spent on each area. It would also be sensible to make notes on these videos:</p> <p><u>Motivation:</u></p> <ul style="list-style-type: none"> • Motivation • Achievement motivation • Nach/Naf • Achievement goal theory <p>Deadline has passed so send over as soon as possible.</p> <p><u>Arousal and anxiety</u></p> <ul style="list-style-type: none"> • Arousal theories 1 • Arousal theories 2 • Anxiety • State & trait anxiety <p>Deadline has passed so send over as soon as possible.</p> <p><u>Goal setting</u></p> <ul style="list-style-type: none"> • Goal setting <p>Deadline has passed so send over as soon as possible.</p> <p>No one is up to date yet. As soon as you are, we will set you additional work via email. Any questions please do email Mr Lennard or Miss Hanson. We are here to help and support you!</p>	<p>https://www.teachpe.com/biomechanics/angular-motion/lever-systems</p>
Computer Science	<p>Week commencing: 4th May</p> <p>Continuing with the Project Report, using the same folder and documents you used last week. I will start to look at the 1st drafts I have been sent in the meant time. Just keep adding the below work to your report.</p>	<p>https://www.bbc.co.uk/bitesize/examspecs/zmtchbk</p> <p>quizizz.com/join?gc=153836</p>

	<p><u>Week commencing 4th May</u></p> <p>Using the – PROJECT GUIDE – powerpoint</p> <ul style="list-style-type: none"> • produce the work for slide 12, example on slide 13 and lots more examples in the previous years work • Complete the work on slide 14 <p><u>Week commencing 11th May</u></p> <p>Using the – PROJECT GUIDE – powerpoint</p> <ul style="list-style-type: none"> • produce the work for slide 15 – as before look at the previous years reports for IDEAS • Complete the work on slide 16 - as before look at the previous years reports for IDEAS <p>You can email me for support/ideas at any point.</p> <p>Mr Rathbone</p>	<p>https://quizlet.com/gb/274885741/ocr-alevel-computing-terms-flash-cards/ revise the A level Computing flash cards.</p> <p>Here are the notes :</p> <p>1.1 The characteristics of contemporary processors, input, output and storage devices https://docs.google.com/document/d/1LYwnm7vz4A_U8KeUMJcl7mrj7pw2nksskzPNz9fq5qk/edit?usp=sharing</p> <p>1.2 Software and software development https://docs.google.com/document/d/1_Q0qNAkVvpcmf43E2_PBnCuY3ZWFJg4_lhskLg6PoZo/edit?usp=sharing</p> <p>1.3 Exchanging Data https://docs.google.com/document/d/1T92CfBr5pBfRtO5vxSMdICGiNGkgD6kkORS_ohjPL-M/edit?usp=sharing</p> <p>1.4 Data types, data structures and algorithms https://docs.google.com/document/d/1M30rbI7dSQ3l_I5WaAr9Jg7phBFmWlf3MS8LQRe7C7g/edit</p> <p>1.5 Legal, moral, cultural and ethical issues https://docs.google.com/document/d/1TihKxXfB7tPGqzsJTvD8KBBm8X8OCdd4GJueYEAHr0w/edit?usp=sharing</p> <p>2.1 Elements of computational thinking https://docs.google.com/document/d/1LR23DklZGAmKnaJNEhRDmctxxR_sGN1UYQ1K1ZpAY1o/edit?usp=sharing</p>
--	--	--

2.2 Problem solving and programming
https://docs.google.com/document/d/10udyjdPjN03aIG_tNaTeC-LQENpVKntE02qnqWDPZY/edit?usp=sharing

2.3 Algorithms
https://docs.google.com/document/d/1_YJK10rIM2ijTCPfZ49ccBNaXV38v0ZrnPjolwBqj-4/edit?usp=sharing

<https://www.physicsandmathstutor.com/computer-science-revision/a-level-ocr/>

There are revision notes, flashcards, videos and questions from past exam papers separated by topic.
1.1 to 2.3 OCR spec

<https://www.ocr.org.uk/qualifications/as-and-a-level/computer-science-h046-h446-from-2015/assessment/>

Attempt past papers, mark the paper as the examiner would. Be critical! The examiner will be.

<https://isaacomputerscience.org/> sign up to the website and choose a student account. These are verified so **do not** choose teacher account. Work through the topics and attempt the exam questions. Link your teacher so that they can track your data.

		<p>https://www.youtube.com/channel/UC0HzEBLIJxlrwBAHJ5S9JQg/playlists?view=50&sort=dd&shelf_id=17</p> <p>This a full playlist of the spec – watch them and make notes.</p> <p>Further develop your notes into SLRs for each topic.</p>
English language	<p><u>Child Language Acquisition</u> If you have not yet sent Mr Lowbridge-Ellis your response to activity 12 to receive feedback please do so.</p> <p><u>Coursework</u></p> <p>You have been contacted individually by Mr Lowbridge-Ellis or Mrs Muller. Make sure you respond to this email.</p> <p>Use the coursework guide in the All Resources folder to choose your topic.</p>	<p>Listen and make notes on (like we have done in class) relevant episodes of BBC Radio 4's Word of Mouth, including this one:</p> <p>https://www.bbc.co.uk/programmes/b04v382j</p>
English Literature	<p>If you have not yet done so, complete practice question about Larkin and Duffy and their perspectives in their poetry using 4 poems of your choice.</p> <p>Continue initial reading of Jane Eyre Read doc entitled <i>Larkin Notes</i> and annotate your poems with relevant notes. Choose 1 of the extended writing tasks at the end of each section each week and make notes for a practice essay.</p> <p><i>A Streetcar Named Desire</i> and <i>The Duchess of Malfi</i> (Yr13 Drama folder in All Resources):</p>	

	<p>Read the criticism for <i>A Streetcar Named Desire</i> and <i>The Duchess of Malfi</i> and make notes as to how you could link each one to a sample question. Use the Unpacking Criticism for AO5 template and worked example to model how best to extract value from criticism and critical thinking.</p> <p>Attempt practice questions for <i>A Streetcar Named Desire</i> and <i>The Duchess of Malfi</i>. Make sure you plan these responses before you start writing any responses to ensure that you have the AOs covered.</p> <p>Unseen Prose: Populate the Unseen Prose reading list for titles of novels published between 1880-1910. Then read extracts from the titles (most will be available online for free) and attempt practice questions using these.</p> <p>Complete the two Unseen Prose practice questions: <i>A Picture of Dorian Gray</i> and <i>The Great Gatsby</i></p> <p><u>Coursework</u> Use the coursework guide in the home learning folder to choose your second text and start to independently write your coursework. If you have any questions email Mrs Vanes or your normal class teacher or use Microsoft teams for a class discussion. If a first draft is possible before our return to school that would put us in good stead for next year.</p>	
Geography	<p>Continue to create your revision resources for the Water and Carbon, Global Systems and Global Governance, Contemporary Urban Environments (where you are up to) and the Coasts topics using the summary booklets for each topic. Remember you need to be self quizzing key ideas and case studies so that the information will “stick” in your long term memory.</p> <p>Task 1- Due in: Monday 4th May. Complete A Level SAMs 2 in timed conditions (don’t do the topics you have not yet covered). If there are any questions within</p>	<p>Self-quiz the key case studies and examples.</p> <p>Pre reading from the textbook for the Hazards and Changing Places topics.</p> <p>Keep up to date with current affairs – make links to globalisation and the topics we have covered. Consider putting together a document to map out the global response to the Corona virus</p>

	<p>that topic that you are not sure with use your textbook and class notes but please make this clear where it has been done.</p> <p>Task 2: Due in Friday 8th May. Read the NEA Student Guideline document. https://www.rgs.org/CMSPages/GetFile.aspx?nodeguid=882a6e79-5e28-4667-a753-17d26cec8c19&lang=en-GB</p> <p>Task 3 – Due in: Friday 8th May. You have now had 3 weeks to investigate potential ideas for your NEA by reading the sample scripts on the AQA website. https://www.aqa.org.uk/subjects/geography/as-and-a-level/geography-7037/assessment-resources?f.Resource+type%7C6=NEA+tasks. Complete the candidate record form page 2 NEA proposal form. Remember the topic you want to study must be linked to the specification. Document can be found at this link. https://filestore.aqa.org.uk/admin/crf_pdf/AQA-7037C-CRF-21.PDF When you email the document please title it [Your Name CRF]</p>	<p>paying particular attention to the way in which global institutions have acted.</p> <p>This free online university course is a good introduction to cities which develops your understanding of the importance of cities for Changing Places and also Contemporary Urban Environments https://www.classcentral.com/course/cultural-heritage-cities-8833</p>
History	<p>UPDATE- Continue to check Teams regularly as weekly additional tasks are being set.</p> <p>Germany:</p> <p>Complete the revision workbooks in the Revision Folder. Complete an exam paper in timed conditions. Start reading and making notes on the ‘Collapse of Democracy, 1928–1933’ focusing on the impact of the Great Depression and the appeal of the Nazis.</p> <p>Tudors:</p> <p>Use knowledge organisers and notes in your folders to plan a variety of exam questions in areas of the specification that you feel the least comfortable with. Use the knowledge organisers, recommended documentary clips and information sheets to pre-tutor yourself on upcoming topics in your specification that have not yet being covered. Focus on Henry VIII and ensure that all revision notes and</p>	<p>Self-quiz using knowledge organisers.</p> <p>Undertaking wider reading using the vast array of resources provided.</p> <p>Start to think about a 100-year period of History that is not covered in our specification and you might be interested in investigating in your NEA.</p> <p>All Tudor booklets have been emailed to you- please check emails.</p>

	<p>wider reading are completed for Henry VII and Henry VIII up to his foreign policy. Complete a Section A and Section B essay and e-mail it to your teacher.</p> <p>*Using the new resources complete the activities on Henry VII & Henry VIII- there is a self quizzing book, essay based booklet and a knowledge booklet to allow you to create self quizzing and revision resources. The knowledge booklet takes you into A2 content so you can begin some pre-reading.</p> <p>Begin to look at the NEA requirements and begin to consider your questions and available topics. https://filestore.aqa.org.uk/resources/history/AQA-70423-NEA-QUESTION.PDF</p> <ul style="list-style-type: none"> • UPDATE: Visit the Historical Association link below: https://www.history.org.uk/secondary/news/3814/secondary-resources-to-support-you-during-covid-19 <p><u>Register as a free user</u> and you can access topic guides and podcasts for each A-Level topic that we study. Click the student tab at the top of the page to access even more free resources. This will complement your self-quizzing, creation of knowledge organisers and pre-tutoring.</p>	
Maths	<p><u>For previously set work, scroll to the bottom of the Working At Home site</u></p> <p>Complete integral topic tests and self mark using the mark schemes found on the website, once completed ensure that you send your mark to your teachers. Complete integral quizzes. Pre-reading for topics in Year 13 upcoming will be added onto the website. Every two weeks a new topic will appear on the website for you to start working</p>	<p>Use integral to over exercise level 3 tasks from each topic.</p> <p>Listen the “more or less” podcast from the BBC</p>

	<p>through. There will also be a link to helpful videos for these topics to help you, as well as questions and notes for each of the topics.</p> <p><u>Ongoing</u> Complete Exercise level 3 tasks from the integral website for each topic, answers are accessible via integral also. New resources and model solutions will be added to the website each Wednesday after the Easter break by the maths department.</p>	
Psychology	<p>You have all the below documents printed in your revision folders but copies are available on home learning. We will expect some documents to be emailed for specific deadlines and will check completion of all revision on return.</p> <p>RJUSS WORK -Complete blank A3 sheet for Social influence and Approaches and Attachment for content covered so far If you have lost the sheet make your own on A3 paper or on Microsoft word) -Approaches, social, attachment key term glossary (Glossaries on home learning) -Create individual essay plans on all of social influence and attachment for content covered so far - Self-quiz on SENECA. Homework has been set for social influence and approaches.</p> <p>CBARBER WORK - Complete blank A3 sheet for Memory (content covered so far), Research methods (If you have lost the sheet make your own on A3 paper or on Microsoft word) -Complete RM key-term glossary in 2 colours (1 with what you no without notes, another with notes) (both groups) -12A complete memory key-term glossary in 2 colours (1 with what you no without notes, another with notes) -Memory essay plans: 12D – coding, capacity duration STM, WMM, MSM</p>	<ul style="list-style-type: none"> - Complete past paper questions from exam board (on home learning) -Complete past paper questions from booklets on area -Complete research methods booklet -Complete the free websinar's from university! Great for your UCAS applications. https://www.classcentral.com/subject/psychology

	<p>12A - coding, capacity duration STM, WMM, MSM, types LTM, interference, retrieval failure, misleading information, anxiety, cognitive interview.</p> <p>-Create memory and research methods knowledge organiser on whole topic (12A) (template is on home learning).</p> <p>-Create research methods knowledge organiser (12D)</p> <p>-Memory knowledge organiser up to WMM (12D)</p>	
<p>Sciences – biology, chemistry and physics</p>	<p>Resources are available on https://drive.google.com/open?id=1y7ZwvQF_LK4x5rYKnIEakZ7Lz-Kk-vs1</p> <p>The folder is divided into the three subject areas. Instruction documents can be found in each subject area with further links to Padlet, etc.</p>	
<p>Sociology</p>	<p>Complete Family Revision workbook https://napierpress.com/book-one-workbooks - Start with the topics we haven't covered in lessons. Aim to complete 2-3 pages each time you have a lesson.</p> <p>Complete Research Methods workbook. This will also include methods in context. It will work through the textbook.</p> <p>Here is a link to some videos related to theory and methods which will help you understand the content in the textbook and workbook.</p> <p>https://www.youtube.com/results?search_query=sociology+a+level+theory+and+methods++tutor2u</p> <p>By now you should be about half way through the Research methods booklet. For week beginning 4/5/20 - complete topic 5 on Interviews pg 25-30 on workbook. Read the relevant section in the textbook. Answer all questions and complete activities.</p> <p>Week beginning 11/05-20 - Complete pg 31-34 on Interviews and Methods in Context. Also complete exam questions that will be emailed to you.</p> <p>Week beginning 18/05 - complete topic 6 on Participant Observation pg35- 44. Read the relevant section in the textbook. Answer all questions and complete activities.</p>	<p>Self quiz using knowledge organisers</p> <p>Watch relevant documentaries: Stephen Lawrence case BBC Benefits Street Ross Kemp on gangs Grenfell Tower documentary Keep up to date with current affairs – make links to globalisation and the topics we have covered Podcasts to listen to: http://www.podology.org.uk/podcasts/4556339393</p> <p>Here are some You tube links to relevant information: https://www.youtube.com/results?search_query=sociology Exam Skills https://www.youtube.com/results?search_query=the+sociology+teacher Extra Resources http://www.sociology.org.uk/revision.htm</p>

		https://filestore.aqa.org.uk/resources/sociology/AQA-7191-7192-RL.PDF
--	--	---