




## Home Working – Year 9

Subject	We recommend starting here...	Additional work (for some subjects)
Art	<p><b>Complete studies towards your new coursework project 'Greed and Gluttony' (please see email sent to you on 28/03).</b></p>  <p style="text-align: center;"><b>TIME TO START YOUR ART GCSE...</b></p>  <p style="text-align: center;"><b>TODAY you will start your GCSE coursework project worth 60% of your GCSE</b></p> <p style="text-align: center;"><b>Your project starting point is...</b></p> <p style="text-align: center;"><b>GREED AND GLUTTONY</b></p>  <p>To start your new project Greed and Gluttony I have uploaded a PowerPoint to the All Resources folder on thw school website, Microsoft Teams and sent it to your school email). This holds 4 tasks which you are expected to complete by <b>26th April</b>. Each task sheet gives a breakdown of materials, techniques, time scales and key points for each activity.</p> <p><b>All studies you produce will be submitted for your GCSE coursework (60% of GCSE) so make sure you take your time and focus on detailing.</b></p> <p>If you need any help or guidance about your GCSE studies please get in touch. If you would like to take a picture and <b>email</b> it to me <b>for feedback and targets</b> I am happy to guide this way.</p> <p>Also use the school <b>Pinterest</b> account to explore the folder '<b>Greed and Gluttony</b>', which holds hundreds of images for you to select if you complete the 4 tasks before the 26th April. <a href="https://www.pinterest.co.uk/miss_dutton/">https://www.pinterest.co.uk/miss_dutton/</a></p>	
BTEC Childcare	Continue with Assignment-Component 1B.	

Learning aim B: Explore factors that affect growth and development				
<b>B.1P3</b> Identify factors that can affect growth and development of a child.	<b>B.1P4</b> Identify the impact of factors on growth and development for a child.	<b>B.1M3</b> Outline the ways that factors have affected growth and development of a child.	<b>B.1M4</b> Outline the impact of factors on growth and development of a child.	<b>B.2P3</b> Explain the ways that different factors have affected growth and development in selected case studies.
		<b>B.2P4</b> Explain the impact of physical, environmental and social factors on growth and development in selected case studies.	<b>B.2M3</b> Compare the impact of physical, environmental and social factors on growth and development in selected case studies.	<b>B.2M4</b> Assess the impact of physical, environmental and social factors on growth and development in selected case studies.

Assignment overview	Deadline
<ol style="list-style-type: none"> <li>Describe each of the three factors giving detailed examples of each.</li> <li>Link this to EACH of the THREE case studies provided.</li> <li>Choose two physical factors (one must be prenatal), two environmental factors and two socio-economic factors</li> <li>Explain how each of the 6 factors impact EACH of the THREE case studies provided.</li> <li>Compare the similarities and differences of the impact on each case study.</li> <li>Assess the positive and negative effect this has on each case study.</li> </ol>	

Need more help? Read through the key facts on the PowerPoint.

Computer Science

### End of Topic Quizzes/Practice Papers

<https://mathsmadeeasy.co.uk/gcse-computer-science/ocr-gcse-computer-science-past-papers/>

OCR computer science past papers – including mark schemes

<https://app.senecalearning.com/classroom/course/a1ce4570-6e27-11e8-af4b-35cf52f905c2>

Complete the tasks on Seneca. Complete some self-quizzing.

<https://www.bbc.co.uk/bitesize/examspecs/zmtchbk>

Complete independent reading on BBC Bitesize and complete the quizzes.

<https://quizizz.com/profile/5a99bfbf47e32a001af34f39>

### Video Resources/ Self Help

Craig n Dave channel for J227:

[https://www.youtube.com/channel/UC0HzEBLlJxlrwBAHJ5S9JQg/playlists?view=50&sort=dd&shelf\\_id=15](https://www.youtube.com/channel/UC0HzEBLlJxlrwBAHJ5S9JQg/playlists?view=50&sort=dd&shelf_id=15)

Produce Knowledge organisers for each of the topics. Detail is important.

### General Tasks

Use the websites given above to complete revision tasks on the following topics:

Programming

Units & Numbers (Binary, Denary, Hex)

System Architecture

Memory & storage

System software

Networking

### Work After Easter.

Use the school website link and scroll down to the section that lists different school subjects named **HOME LEARNING FOR ALL YEARS**. Make sure you select **Computer Science** & year.

Select Computer Science and go to the year 9 folder.

In this folder you shall find the lesson PowerPoints and resources.

Each week has been put into its own folder named the week you should begin those lessons.

You are to work through each of lesson PowerPoints completing all tasks set. When creating revision notes from the lessons show these as knowledge organisers that can be used for self-quizzing to support your learning.

	<p>Use the school website link and scroll down to the section that lists different school subjects named <b>HOME LEARNING FOR ALL YEARS</b>. Make sure you select <b>Computer Science</b> &amp; year.</p> <p><a href="http://barrbeaconschool.co.uk/working-at-home/">http://barrbeaconschool.co.uk/working-at-home/</a></p> <p><b>Computer Science – Year 9 – Week ../../ / Lesson 1 or Lesson 2</b></p> <p><b>Week Beginning 20/4/20</b></p> <ul style="list-style-type: none"> <li>• Lesson 1 - Storage &amp; Memory</li> <li>• Lesson 2 – Binary - Denary</li> </ul> <p><b>Week Beginning 27/4/20</b></p> <ul style="list-style-type: none"> <li>• Lesson 1 – Embedded Systems</li> <li>• Lesson 2 - Hex Conversion</li> </ul> <p><b>Week Beginning 4/5/20</b></p> <ul style="list-style-type: none"> <li>• Lesson 1 – CPU Components</li> <li>• Lesson 2 – Binary Addition</li> </ul>	
Dance	<p>Year 9 - Self-quiz the definitions of physical skills until they are all in your long-term memory. There is a sheet to help with this in the All Resources folder on this website.</p>	<p>Extra - Complete this contemporary dance tutorial <a href="https://www.youtube.com/watch?v=yGycDrVuD50">https://www.youtube.com/watch?v=yGycDrVuD50</a></p>
Digital IT	<p>Focus on the below topics</p> <p>Wk1</p> <p>KnowItAllNinja</p> <p>A1 Modern technologies</p> <ul style="list-style-type: none"> <li>• Watch the video</li> <li>• Read the content</li> <li>• Complete the Quiz</li> </ul> <p><a href="https://www.knowitallninja.com/lessons/communication-technologies/">https://www.knowitallninja.com/lessons/communication-technologies/</a></p> <p><a href="https://www.knowitallninja.com/lessons/features-and-uses-of-the-cloud/">https://www.knowitallninja.com/lessons/features-and-uses-of-the-cloud/</a></p>	

Wk2

KnowItAllNinja

A1 Modern technologies

- Watch the video
- Read the content
- Complete the Quiz

<https://www.knowitallninja.com/lessons/selection-of-cloud-technologies/>

<https://www.knowitallninja.com/lessons/implications-of-cloud-technologies/>

Quizlet

<https://quizlet.com/class/8719113/> - use the LEARN tool memorise keywords for the exam. Then use the TEST tool to see how well you know them.

Quizziz

[https://quizzz.com/admin/quiz/5df220f689bb7c001b7588c2/btec-dit-component-3-choose-the "Practice" button to play](https://quizzz.com/admin/quiz/5df220f689bb7c001b7588c2/btec-dit-component-3-choose-the-Practice-button-to-play)

Week 3

KnowItAllNinja

<https://www.knowitallninja.com/>

Sign in using the sign into ninja sheet added to the Microsoft team group for IT.

<https://www.knowitallninja.com/lessons/changes-to-modern-teams/>

<https://www.knowitallninja.com/lessons/managing-modern-teams/>

- Watch the video
- Read the content
- Complete the Quiz

Week 4

KnowItAllNinja

	<p><a href="https://www.knowitallninja.com/">https://www.knowitallninja.com/</a></p> <p>Sign in using the sign into ninja sheet added to the Microsoft team group for IT.</p> <p><a href="https://www.knowitallninja.com/lessons/communicating-with-stakeholders-accessibility/">https://www.knowitallninja.com/lessons/communicating-with-stakeholders-accessibility/</a>  <a href="https://www.knowitallninja.com/lessons/impact-of-modern-technology-on-organisations/">https://www.knowitallninja.com/lessons/impact-of-modern-technology-on-organisations/</a>  <a href="https://www.knowitallninja.com/lessons/impact-of-modern-technology-on-individuals/">https://www.knowitallninja.com/lessons/impact-of-modern-technology-on-individuals/</a></p> <ul style="list-style-type: none"> <li>• Watch the video</li> <li>• Read the content</li> <li>• Complete the Quiz</li> </ul>	
Drama	<p><b>Mission- To continue with completion of BTEC work.</b></p> <p>Due date for submission will be as follows...</p> <p>Learning Aim A: 18<sup>th</sup> May 2020 (send via email)</p> <p>Learning Aim B: 30<sup>th</sup> May 2020 (type up presentation speech and electronically email it through with powerpoint.)</p> <p>Learning Aim A: Focus on completion of your exploration of The Curious Incident of the Dog in the Night-time.  Research and discuss the following areas- (don't forget to reference where you have got your research from!)</p> <ol style="list-style-type: none"> <li>1. What is the Stimuli of the piece? (What was the influence for it to be written/created?)</li> <li>2. What are the Creative Intentions of the piece? (How did the director interpret the play and what creative ideas did they have to make it happen?)</li> <li>3. What is the Theatre Style? (Is it naturalism, stylised, abstract, cruel? Which practitioners influenced the director/creative team?)</li> <li>4. What was the Purpose of the work? (What was the point in bringing it to the stage? Who does it educate? What impact does it have on the audience?)</li> <li>5. What were the Collaborative ideas of the other artists? (what contribution did the Set/Costume/Lighting/Sound designers have on the play?)</li> <li>6. What Issues did the team have when developing it? ( What research did they have to do in rehearsal to bring it to life on the stage?)</li> </ol> <p>Learning Aim B: To complete a presentation focusing on the following for all three plays studied.</p> <ol style="list-style-type: none"> <li>1. Explanation on how the different practitioners approached the work.</li> <li>2. Details of the rehearsal process for all three plays.</li> <li>3. Details of your experiences when working on the plays.</li> <li>4. Explanation of the skills you developed when working on each play in order to perform that theatre style.</li> <li>5. Explanation on how effective each approach to the play was.</li> </ol> <p>Use the following links to support you with this project. These are for The Curious Incident of the Dog in the Night-Time only. (Other resources on in the home learning folder.)</p> <p>For a full audio book of the play use this:  <a href="https://www.youtube.com/watch?v=ojsRgxYgi6M&amp;list=PL2Y2KxNsJ1hhBXAZV60Tj4paBQYpM5gJx&amp;index=8&amp;t=0s">https://www.youtube.com/watch?v=ojsRgxYgi6M&amp;list=PL2Y2KxNsJ1hhBXAZV60Tj4paBQYpM5gJx&amp;index=8&amp;t=0s</a></p>	<p>Use the following the resources in the home learning folder to assist with your research in completion for your research log and presentation.</p> <p>There are resources on all three plays studied plus example work. This will be updated regularly.  The assignment brief will also be on there.</p> <p>I will be emailing updates on learning checks and any extended working as I go through the work.  Look for further information on the following websites.  1- National Theatre <a href="https://www.nationaltheatre.org.uk/">https://www.nationaltheatre.org.uk/</a>  2- Official webpage of the play <a href="https://www.curiousonstage.com/">https://www.curiousonstage.com/</a></p>

	<p>Trailer of the show:  <a href="https://www.youtube.com/watch?v=glL6ACygui4&amp;list=PL2Y2KxNsJ1hhBXAZV60Tj4paBQYpM5gJx&amp;index=9">https://www.youtube.com/watch?v=glL6ACygui4&amp;list=PL2Y2KxNsJ1hhBXAZV60Tj4paBQYpM5gJx&amp;index=9</a></p> <p>BBC learning clips (This is a whole webpage dedicated to the show showing scenes from the play and analysis on themes and characters: <a href="https://www.bbc.co.uk/programmes/b03dwq2r/clips">https://www.bbc.co.uk/programmes/b03dwq2r/clips</a>)</p> <p>Full documentary about the making of the play:  <a href="https://www.youtube.com/watch?v=HhKMHoIkBsg">https://www.youtube.com/watch?v=HhKMHoIkBsg</a></p> <p>A full amateur version of the play: <a href="https://www.youtube.com/watch?v=ERoRecFYjoM">https://www.youtube.com/watch?v=ERoRecFYjoM</a></p> <p>Further guidance:</p> <p><b><i>Presentation focus (which has also been sent via Microsoft Teams)</i></b>  <i>To help with the presentation in particular you must emphasise the rehearsal process and collaboration of these key workers for each repertoire.</i></p> <p><b><i>Director</i></b>  <b><i>Actor</i></b>  <b><i>Lighting designer/technician</i></b>  <b><i>Set designer/technician</i></b>  <b><i>Costume designer/technician</i></b></p> <p><i>Use the following links to help you to understand what these job roles are first and then research how these roles were completed for each of the productions we have studied.</i></p> <p><i>Lighting/costume/set design info: <a href="https://www.bbc.co.uk/bitesize/guides/z39x34j/revision/4">https://www.bbc.co.uk/bitesize/guides/z39x34j/revision/4</a></i></p> <p><i>Lighting design equipment and techniques:  <a href="https://www.bbc.co.uk/bitesize/guides/zjqsxye/revision/1">https://www.bbc.co.uk/bitesize/guides/zjqsxye/revision/1</a></i></p> <p><i>In an insight into how a costume department works at the National Theatre: <a href="https://m.youtube.com/watch?v=e46B5Apm7Jc&amp;list=PL38C3370FBD126CA8&amp;index=9">https://m.youtube.com/watch?v=e46B5Apm7Jc&amp;list=PL38C3370FBD126CA8&amp;index=9</a></i></p> <p><i>An insight on how to work as a set designer:  <a href="https://m.youtube.com/watch?v=OLw-QapkxNA">https://m.youtube.com/watch?v=OLw-QapkxNA</a></i></p> <p><i>What the job role of a director is like:  <a href="https://m.youtube.com/watch?v=XkMLM_sRJI4">https://m.youtube.com/watch?v=XkMLM_sRJI4</a></i></p> <p><i>Now for your presentation you must research how these job roles were completed and the impact their work had on the following productions.</i></p> <p><b><i>A Streetcar named desire</i></b>  <b><i>The Curious Incident of The Dog in the Nigh-time</i></b>  <b><i>Too much punch for Judy</i></b></p> <p><i>Send through your work when completed via Teams or email. The presentation much be written up as a speech with a supporting PowerPoint so that it could be recorded at a later date.</i></p>	
English language	<ol style="list-style-type: none"> <li><b>Complete Week 1 and 2 – AQA Language Paper 1:</b>  Lesson 1 and 2 – Falcons, Hilary Martel  Lesson 3 and 4 – Birdsong, Sebastian Faulks  Lesson 5 – Creative writing piece</li> <li><b>Complete Week 3 and 4 – AQA Exam Paper Booklet:</b></li> </ol>	<ol style="list-style-type: none"> <li>Complete the Imaginative Writing booklet. This is written as a six-week project but at the end you will have written your own story and become an author! Feel free to send it to your English teacher for feedback.</li> <li>Complete the following transactional writing tasks:</li> </ol>

	<p>Lesson 6 - Recall quiz, Read context on Elizabeth Berridge and answer question 1 and question 2  Lesson 7 – Answer question 3 and question 4  Lesson 8 – Creative writing activity based on image stimulus.  <b>3. Complete Week 5 – AQA Language Paper 2 (1)</b>  Lesson 8 - Read the two articles and answer question 1 and 2 Lesson 9 – Answer question 3 and question 4.  <b>4. Complete week 6 – AQA Language Paper 2 (2)</b>  Lesson 10 - Read the two articles and answer question 1 and 2  Lesson 11– Answer question 3 and question 4  Lesson 12 – Complete a transactional writing task on knife crime.  <b>5. Complete the Creative Writing Pack which contains 44 creative writing activities.</b>  Complete 2 activities per week. Give yourself 45 minutes to complete each writing activity.</p>	<ul style="list-style-type: none"> <li>• Disease</li> <li>• Knife Crime</li> <li>• Selfies</li> <li>• Summer Holidays</li> <li>• The World Cup</li> </ul> <p>Other:</p> <ul style="list-style-type: none"> <li>• Project Gutenberg offers free eBooks of classic literature <a href="https://www.gutenberg.org/browse/scores/top">https://www.gutenberg.org/browse/scores/top</a></li> <li>• Free audiobooks available here <a href="http://www.openculture.com/freeaudiobooks">http://www.openculture.com/freeaudiobooks</a></li> <li>• Creative writing prompts available here <a href="http://www.pobble365.com/">http://www.pobble365.com/</a></li> </ul>
English Literature	<ol style="list-style-type: none"> <li>1. Read through Blood Brothers text. You may choose to read the whole text again or finish off the play from where you have read up to during your English Lessons. The full play is available to watch on YouTube: <a href="https://www.youtube.com/watch?v=dvek0bj451Y">https://www.youtube.com/watch?v=dvek0bj451Y</a></li> <li>2. Complete the 'Blood Brothers Activities Booklet' - there are extracts in the booklet for you to use as well as the PDF version.</li> <li>3. Read through Romeo and Juliet Script. To ensure you have an overall understanding of the plot, create a timeline of the events that occur as you read through it. You can get an English Translation on 'No Fear Shakespeare' to help you. The full play is available on YouTube: <a href="https://www.youtube.com/watch?v=VBDcDr4XWpY">https://www.youtube.com/watch?v=VBDcDr4XWpY</a></li> <li>4. Complete the 'Romeo and Juliet Extract Booklet'. One extract for every Literature lesson you normally have within the week. Resources to help you are below:  <a href="https://www.sparknotes.com/nofear/shakespeare/romeojuliet/">https://www.sparknotes.com/nofear/shakespeare/romeojuliet/</a>  <a href="https://www.sparknotes.com/shakespeare/romeojuliet/">https://www.sparknotes.com/shakespeare/romeojuliet/</a>  <a href="https://www.bbc.co.uk/bitesize/topics/zfdj6sg">https://www.bbc.co.uk/bitesize/topics/zfdj6sg</a></li> <li>5. Read through A Christmas Carol – there is a copy available online if you need it. To ensure you have an overall understanding of the plot, create a timeline of the events that occur as you read through it. There is a BBC series adaptation that is available on BBC iPlayer:  <a href="https://www.bbc.co.uk/iplayer/episode/m000csdm/a-christmas-carol-series-1-episode-1">https://www.bbc.co.uk/iplayer/episode/m000csdm/a-christmas-carol-series-1-episode-1</a></li> <li>6. Complete the 'A Christmas Carol Booklet' using your understanding of the text.</li> <li>7. Independent Reading Project – complete the tasks alongside a reading book of your choice. There are additional challenge tasks that can be completed if you complete all the task stated in the booklet.</li> </ol>	<ol style="list-style-type: none"> <li>1. <b>Revision using the knowledge organisers for A Christmas Carol, Romeo and Juliet and Blood Brothers:</b>  Watch our instructional video that is available on the school website: <a href="http://barrbeaconschool.co.uk/working-at-home/">http://barrbeaconschool.co.uk/working-at-home/</a> (scroll to the bottom).  Select a chunk of knowledge related to the topic you would currently be studying in school. This may be in your exercise book, in a revision guide or on a knowledge organiser.  Then, self-quiz until you have memorised it.</li> </ol> <p>Other:</p> <ul style="list-style-type: none"> <li>• Watch theatre productions online: <a href="https://www.whatsonstage.com/london-theatre/news/stage-shows-musicals-opera-free-stream-online_51198.html">https://www.whatsonstage.com/london-theatre/news/stage-shows-musicals-opera-free-stream-online_51198.html</a> (definitely check out the recent and ongoing production of The Wind in the Willows which has been made available for free online specifically because of social distancing!)</li> </ul>
Hospitality and Catering	<p>Read the following articles. For each article identify the words you do not know the meaning to and find the definition of each word. When you have found the definition, create a self-quizzing sheet.</p> <p>The below <b>articles</b> can be accessed from the Barr Beacon Home Learning page <a href="http://barrbeaconschool.co.uk/working-at-home/">http://barrbeaconschool.co.uk/working-at-home/</a>, just scroll down to the All Resources folders. <b>Design Technology -&gt; Hospitality &amp; Catering</b></p> <p>Answer the following questions about each article:</p>	<p>Create a self-quizzing sheet for the different types of Food poisoning bacteria.</p> <p>Hospitality Outlets:  Read the information on Hospitality outlets, watch the video and complete the test.  <a href="https://www.bbc.co.uk/bitesize/guides/zkj2cqt/revision/1">https://www.bbc.co.uk/bitesize/guides/zkj2cqt/revision/1</a></p>

	<p><b>boy-7-almost-dies-from-allergic-reaction-to-mcdonalds-smoothie</b></p> <ol style="list-style-type: none"> <li>1. List the visible and invisible symptoms experienced by the patient.</li> <li>2. What medicines did David Tyfa administer to his son when he was having a reaction?</li> <li>3. What formal processes for dealing with allergy sufferers does the dad, David Tyfa, say needs to be put in place?</li> <li>4. What does he suggest could be done when taking an ingredient out of a dish?</li> </ol> <p><b>teen-died-byron-burger-allergy-family-change-law</b></p> <ol style="list-style-type: none"> <li>1. What allergy did Owen have?</li> <li>2. What action does Owen’s family want the government to take?</li> <li>3. The policy that was in place at the time relied on verbal communication (the customer telling the server), why do you think this could be a problem?</li> </ol> <p><a href="https://www.thecaterer.com/news/natashas-law-enacted-labelling-food">https://www.thecaterer.com/news/natashas-law-enacted-labelling-food</a></p> <p>Produce an information leaflet on what Natasha’s law is, how it came about and how the new law will positively affect allergy sufferers.</p> <p>Watch at least 3 episodes of MasterChef or Great British Menu.</p> <ul style="list-style-type: none"> <li>• Take note of the dishes they cook and techniques they use.</li> <li>• Any techniques you are unsure of or have not heard before, take note of and use the internet to research them</li> <li>• Create a poster of the different techniques and dishes. Your poster should include the name of the dish and the different techniques they use, you may also draw images to support your work.</li> </ul> <p>The star rating system: Revise and complete the test. Keep repeating this process until you get 100% on the test <a href="https://www.bbc.co.uk/bitesize/guides/zvjm47h/revision/1">https://www.bbc.co.uk/bitesize/guides/zvjm47h/revision/1</a></p>	<p>Special Diets Read the information on Hospitality outlets, watch the video and complete the test. <a href="https://www.bbc.co.uk/bitesize/guides/zdr8y9q/revision/1">https://www.bbc.co.uk/bitesize/guides/zdr8y9q/revision/1</a></p> <p>Interpersonal skills and professional qualities Read the information on Hospitality outlets, watch the video and complete the test. <a href="https://www.bbc.co.uk/bitesize/guides/zvb9scw/revision/1">https://www.bbc.co.uk/bitesize/guides/zvb9scw/revision/1</a></p>
<p>French</p>	<p>Week 1 + 2 Students are to complete 2 unit of work per lesson missed AND one worksheet a week –6 Units per week with a worksheet.</p> <p>Log onto your Active Teach account here: <a href="https://www.pearsonactivelearn.com/app/Home">https://www.pearsonactivelearn.com/app/Home</a></p> <p>All students will have received a username and password from your MFL teacher. If you experience any issues with logging in, please email your MFL teacher who should be able to reset your password for you.</p> <p>Week 3 - 20.04.20 : You must complete all tasks from Revision Module 1 PPT pupil version and self assess using Revision Module 1 PPT teacher version</p> <p>Week 4 - 27.04.20: You must complete all tasks on Active Learn from Module 1</p>	<p>Year 9 Learning pack French to complete</p>



Geography	<p>Task 1: Complete the Living World (Tropical Rainforest and Hot Deserts) work booklets. Deadline: 3<sup>rd</sup> April 2020. You can use the knowledge organisers and the revision mats to help you to complete this. Send this to your teacher via email to look at.</p> <p>Task 2: Complete the Changing Economic World (Development, LIC/NEE and UK Economy) work booklets. Deadline: 17<sup>th</sup> April 2020 You can use the knowledge organisers and the revision mats to help you to complete this. Send this to your teacher via email to look at.</p> <p>Knowledge Retention: How do you know it has stuck? Complete the multiple-choice quiz booklets for the Living World and Changing Economic World.</p> <p>Even further back: Complete the case study quizzing booklet.</p>	<p>In the shared area there are practice exam papers that you can have a go at. Use Paper 1 Section B and Paper 2 Section B.</p> <p>Preparing for the next topic: Work through the Tectonics work booklet.</p>
Health & Social Care	<p><a href="https://www.gov.uk/life-in-prison">https://www.gov.uk/life-in-prison</a>  <a href="https://www.gov.uk/support-for-families-friends-of-prisoners">https://www.gov.uk/support-for-families-friends-of-prisoners</a>  <a href="https://www.supportline.org.uk/problems/offenders-and-family-support/">https://www.supportline.org.uk/problems/offenders-and-family-support/</a>  <a href="https://www.doingtime.co.uk/how-prisons-work/how-do-prisons-actually-work/daily-timetables/">https://www.doingtime.co.uk/how-prisons-work/how-do-prisons-actually-work/daily-timetables/</a></p> <p>Using the links above:  Produce an information pack for prisoners including detailed information on:</p> <ol style="list-style-type: none"> <li>1. What to expect from prison life?</li> <li>2. An example of a typical day in prison</li> <li>3. What support prisoners can access whilst in prison and upon release</li> </ol> <p>What support families can expect during the incarceration of a loved one and upon their release</p>	<p>Answer the following questions fully:</p> <ol style="list-style-type: none"> <li>1. What are the prison sentences for possession of Class A, B and C drugs</li> <li>2. What support would there be for addicts (alcohol / illegal drugs) in prison?</li> <li>3. What are penalties for domestic violence in the UK?</li> </ol>
History	<ul style="list-style-type: none"> <li>• Using the 2 knowledge organisers for each topic complete self-quizzing and use them to create revision cards with a question on one side and the answers on the reverse. This will help you to retain key knowledge.</li> <li>• Attempt the past paper on Britain: Health and the People.</li> <li>• Create fact files on the key battles of World War One. Include dates, weapons used, method of fighting (stalemate, attrition) and key events from the battle including the result and number of deaths on each side. Battles include: Marne, Verdun, Somme, Passchendaele, Gallipoli, Jutland, Ludendorff Offensive.</li> <li>• Complete the Complete Medicine Quiz questions</li> <li>• <b>1<sup>st</sup> April UPDATE:</b> Visit the Historical Association link below:</li> </ul> <p><a href="https://www.history.org.uk/secondary/news/3814/secondary-resources-to-support-you-during-covid-19">https://www.history.org.uk/secondary/news/3814/secondary-resources-to-support-you-during-covid-19</a></p> <p><u>Register as a free user</u> and you can access topic guides and podcasts for each GCSE topic that we study. Click the student tab at the top of the page to access even more free resources. This will complement your self-quizzing, creation of knowledge organisers and pre-tutoring.</p>	<ul style="list-style-type: none"> <li>• Create Medicine timelines, ensure key people and key events are on there and then self-quiz on key people and dates.</li> </ul>
Maths	<p><b>Before Easter</b>  Complete the checklist of topics for the next half term using mathswatch which can be found on the website.</p> <p><b>After Easter</b>  Using the pre-learning checks on the website, work through the topics using mathswatch and mathsgenie.</p>	<p>Use websites such as <a href="https://corbettmaths.com/">https://corbettmaths.com/</a>  <a href="https://www.mathsgenie.co.uk/gcse.html">https://www.mathsgenie.co.uk/gcse.html</a>  <a href="https://mathsbot.com/">https://mathsbot.com/</a> to work through topics with GCSE style questions</p>

	<p>Complete unit topic tests found on website along with solutions to check work. Complete the mathswatch tests on the topics from prior to Easter on mathswatch.</p> <p><b>Ongoing</b> Use mathswatch to review topics which have been covered this year, you may find it useful to use the curriculum map on the website to see what has been covered this year. New material and tests will be added onto the website and mathswatch each Wednesday after the Easter break by the maths department.</p>	<p>Complete puzzles and UKMT maths challenge materials found on the website.</p>
<p>GCSE Media Studies</p>	<p><b>Advertising comparison</b> Watch the Mrs Fisher videos below about the ‘This Girl Can’ campaign. Answer the below questions about the advertisement:</p> <ul style="list-style-type: none"> <li>• Why was the campaign/advert created?</li> <li>• Who is the target audience?</li> <li>• What Media Language techniques have been used on the advert?</li> <li>• How has gender been represented?</li> <li>• How can we compare this advert to the QS advert?</li> </ul> <p><a href="https://www.youtube.com/watch?v=1AHO8rMioSk">https://www.youtube.com/watch?v=1AHO8rMioSk</a> <a href="https://www.youtube.com/watch?v=k9LyEfOPNi4">https://www.youtube.com/watch?v=k9LyEfOPNi4</a></p> <p><b>Set texts quizzing</b></p> <ul style="list-style-type: none"> <li>• Make detailed notes on the set texts you have completed so far (Spectre, Quality Street, The Sun). <a href="https://www.youtube.com/channel/UCUKrxp4BcJrGLzmqAhCjASg">https://www.youtube.com/channel/UCUKrxp4BcJrGLzmqAhCjASg</a></li> <li>• Quiz yourself about the context of each set text – e.g. The historical context of Quality Street</li> </ul> <p><b>Media insider revision videos:</b></p> <ul style="list-style-type: none"> <li>• Create a knowledge organiser based on the key concepts (Representation, Industries, Audiences &amp; Media Language) <a href="https://www.youtube.com/channel/UCGXfqzVEZr0XaZLWG3 HniA">https://www.youtube.com/channel/UCGXfqzVEZr0XaZLWG3 HniA</a></li> </ul> <p><b>Create revision notes/knowledge organisers:</b></p> <ul style="list-style-type: none"> <li>• <b>Use Component 1 fact sheets on the link below</b> to update your revision notes and annotations of set texts.</li> <li>• <a href="https://resources.eduqas.co.uk/Pages/ResourceSingle.aspx?rId=950">https://resources.eduqas.co.uk/Pages/ResourceSingle.aspx?rId=950</a></li> </ul> <p><b>Seneca tasks:</b></p> <ul style="list-style-type: none"> <li>• Complete all tasks on the below links:</li> <li>• <a href="https://app.senecalearning.com/classroom/course/7bfa17fa-b6f3-4aee-9478-94e880675c42">https://app.senecalearning.com/classroom/course/7bfa17fa-b6f3-4aee-9478-94e880675c42</a></li> <li>• <a href="https://app.senecalearning.com/classroom/course/eae7f83a-2bae-46a1-a173-31f13b46efef">https://app.senecalearning.com/classroom/course/eae7f83a-2bae-46a1-a173-31f13b46efef</a></li> </ul> <p><b>EXTRA TASKS/RESOURCES</b></p> <p><b>BBC Bitesize:</b> Week 1: Industries revision: complete tests for film, TV, radio, newspapers, video games &amp; websites</p> <p>Week 2: media language (genre, narrative): complete all tests</p>	<p>Complete unseen representation comparison questions for print based texts (Component 1 Section A Question 2b)</p> <p>Look, cover, write, check using knowledge organisers &amp; fact sheets</p> <p>Annotate component 1 section A set texts for media language and representation</p> <p>Complete self-quizzing using the flashcards made in class</p> <p>Annotate and make improvements to assessments completed this year.</p>

Week 3: representation: complete all tests

Week 4: audiences: complete tests for film, TV, radio, newspapers, video games & websites

<https://www.bbc.co.uk/bitesize/subjects/ztnygk7>

**The Media Podcast:**

<https://www.themediapodcast.com>

**Studio binder:**

Revise camera angles on the playlist page: <https://www.youtube.com/channel/UCUFoQUaVRt3MVFxqwPUMLCQ>

Use the following **knowledge organisers** to respond to sample exam questions that you already have

<https://www.lymmhigh.org.uk/wp-content/uploads/2019/10/Media-Studies.pdf>

BTEC Media Studies

**Component 1 LAB (Miss Winters):**

Finish writing up all notes made on your chosen music video and advertisement.

Watch a chosen film/tv episode and complete a full analysis and complete write up.

	<b>Deadline:</b>
Music video analysis notes	14/02/2020
<b>HALF TERM</b>	
Music video analysis paragraphs	28/02/2020
Advert analysis notes	13/03/2020
Advert analysis paragraphs	27/02/2020
TV/film analysis notes	03/04/2020
<b>EASTER BREAK</b>	
TV/film analysis paragraphs	01/05/2020
<b>FINAL DEADLINE</b>	19/05/2020

Miss Watson – I will begin marking your LAA reports and feedback will be given ASAP in order to work on resubmissions.

Meanwhile, you can start to research the following pre-production documents and write 300 words on each, explaining how you might achieve distinction level (what techniques can be used, level of detail, subject terminology, layout etc...)

Pre-production documents:

- Storyboard
- Risk assessment (film production)
- Contingency plan (film production)
- Location recce (film production)
- Shooting script (film production)

- Watch film making hacks on YouTube
- Practice making short films on your mobiles and aim to get filming/editing smooth and seamless
- Make daily video logs on your progress and edit them using Adobe Premiere pro which is free at the moment for students!
- Google royalty free sounds to download audio for any films you make
- Create 'short film' competitions with your class peers and we can showcase films when we are back in school

	Deadline for above: April 9th	
PE (GCSE)	<p>Complete assignments on TheEverlearner.com.</p> <p><u>Complete tests and videos on:</u></p> <ol style="list-style-type: none"> <li>1) The Structure and Functions of the Musculo-skeletal System</li> <li>2) The Structure and Functions of the Cardio-respiratory System</li> <li>3) Anaerobic and Aerobic Energy and the Effects of Exercise</li> <li>4) Movement Analysis</li> <li>5) Health, Fitness and Training</li> </ol> <p>Use the knowledge organisers on the home learning page to self quiz.</p> <p>Complete Edexcel GCSE PE 9-1 quizzes on <a href="http://www.gojimo.com/">http://www.gojimo.com/</a></p>	<p>Netflix watch List: Moneyball; Coach Carter; The Blind Side; Stop at Nothing; Icarus; The short game; Iverson; The Dawn Wall; Game Changers</p> <p>Prime Watch List: The Unknown Runner; Eat. Race. Win; Running for Good; Salute; All or Nothing; Marching on Together- Leeds United;</p> <p>Podcast List: The Real Science of Sport Podcast; 30 for 30; Sports? With Katie Nolan.</p>
Philosophy and Ethics	<p>Self-quiz using the Christianity and Sikhism Knowledge Organisers. Make sure you can remember the content for each section we have done so far.</p> <p>Have a go at the Christian Exam Paper. Check your answers in green pen using the mark scheme.</p> <p>Have a go at the Christian Exam Paper. Check your answers in green pen using the mark scheme.</p> <p>Do further research into Christianity and Sikhism using online resources, your exercise books, Britannica on the school website and the knowledge organisers – Then...</p> <p>Create a project booklet outlining each religion.</p> <p>In your contents page include:</p> <ol style="list-style-type: none"> <li>1. Beliefs about God</li> <li>2. Beliefs about creation</li> <li>3. Beliefs about life after death</li> <li>4. Key beliefs from this religion</li> <li>5. Place of worship</li> <li>6. Festivals</li> <li>7. Pilgrimages</li> <li>8. Important ceremonies</li> <li>9. Sacraments</li> <li>10. Key terms glossaries</li> </ol> <p>There has been a Christianity workbook loaded up on the system. You need to work through 2 sections a week. First make notes on each section then answer the questions below.</p> <p>When this has been completed work through this Sikhism website <a href="https://www.bbc.co.uk/bitesize/topics/zws4d2p">https://www.bbc.co.uk/bitesize/topics/zws4d2p</a> and test yourself on the questions that follow: Beliefs Relationships</p>	<p>Use the link to revise, watch clips and test your knowledge on Christianity <a href="https://www.bbc.co.uk/bitesize/topics/zbndy9g">https://www.bbc.co.uk/bitesize/topics/zbndy9g</a></p> <p>Use the link to revise, watch clips and test your knowledge on Sikhism <a href="https://www.bbc.co.uk/bitesize/topics/zdr692p">https://www.bbc.co.uk/bitesize/topics/zdr692p</a></p> <p>Use the link to revise and play RE games: <a href="http://www.rsrevision.com/GCSE/index.htm">http://www.rsrevision.com/GCSE/index.htm</a></p>

	Practices	
Psychology	<p>-Self-quiz yourself using the knowledge organisers in your book or in the home learning area (use quizzing method taught at school- three columns, look, cover, check).</p> <p>-Complete research methods booklet. We will 'green pen' reflect on this when back (Copy of booklet in home learning area).</p> <p>-Complete research methods key term glossary</p> <p>-Complete the blank knowledge organisers for each topic (Research methods/Memory)</p> <p>-Using your book notes or knowledge organiser make revision mindmaps on all topics covered so far</p> <p>-Complete the tasks in the memory booklet</p>	<p>Make a quizlet account and complete AQA GCSE quizzes on memory, research methods or social influence</p> <p><a href="http://www.hoddereducation.co.uk/myrevisionnotesdownloads">www.hoddereducation.co.uk/myrevisionnotesdownloads</a></p> <p><a href="https://quizlet.com/en-gb">https://quizlet.com/en-gb</a></p>
Science	<p>Resources are available on <a href="https://drive.google.com/open?id=1VKIqbjpQ0CO5IHBBi-cgGATYItFs7bQn">https://drive.google.com/open?id=1VKIqbjpQ0CO5IHBBi-cgGATYItFs7bQn</a> The folder is divided into 9x and 9y/z. You should go into your relevant folder which is then further sub-divided into subjects. Divide the time available between biology, chemistry and physics. Main focus is reviewing past content and applying to questions.</p>	
Sociology	<p>1) Fill in a glossary on the family – write a definition for each key term. Break it down and do 10 at a time.</p> <p>2) Use the information from knowledge organisers to fill in the work books on the family. Try to do a couple of pages at a time. These are the key studies you will need to know for your exam.</p> <p>3) Use the following link to find information on the topics we have covered and self quiz. <a href="https://www.bbc.co.uk/bitesize/subjects/zbbw2hv">https://www.bbc.co.uk/bitesize/subjects/zbbw2hv</a></p> <p>4) Fill in key word glossary for education.</p>	<p>Watch documentaries on the topics we cover: Benefits street The Stephen Lawrence case The 7 up series on Youtube Keep up to date with current affairs. Download the BBC News app and follow Education and Families. Here is a link to exam papers and mark schemes <a href="https://www.aqa.org.uk/subjects/sociology/gcse/sociology-8192/assessment-resources">https://www.aqa.org.uk/subjects/sociology/gcse/sociology-8192/assessment-resources</a></p>
Spanish	<p>All vocabulary learn and test activities released on ActiveLearn (already released to students)</p> <p>Populate blank knowledge organisers up to module 4</p> <p>Read through Preterit powerpoint as revision of existing knowledge then complete worksheets related to preterit formation and usage (Reminder: make sure you look at what tense should be used in each sentence on the worksheets, context is key!)</p> <p>Read through Imperfect powerpoint as revision of existing knowledge and complete worksheets attached. If video link doesn't work then email Mr Light or send a message on teams and he will send you the link.</p>	<p>Complete listening and grammar activities released on activelearn</p> <p>Watch episodes of <i>Extra</i> <a href="https://www.youtube.com/watch?v=Dfb9-ZTCA-E">https://www.youtube.com/watch?v=Dfb9-ZTCA-E</a></p>
Sport (BTEC)	<p>See Work To Do sheet in All Resources folders on our Working At Home website</p>	
Textiles	<p>Watch the following documentaries and write a summary of it. Give your opinions and thoughts about it. <a href="https://www.youtube.com/watch?v=GprVaAVPEI8">https://www.youtube.com/watch?v=GprVaAVPEI8</a></p> <p><a href="https://www.youtube.com/watch?v=QgzYn7qgQmk">https://www.youtube.com/watch?v=QgzYn7qgQmk</a></p>	<p>Try out new stiches. There are helpful videos for each of these on YouTube as well.</p>

There are lots of fast fashion YouTube videos, please watch these as sustainability is a big factor in today's world and also for your NEA which you will complete in Year 10.

Watch on BBC iPlayer:

<https://www.bbc.co.uk/iplayer/episode/p07kct8g/fashion-conscious-future-fabrics>

Create an analysis of the documentary, give your thoughts and give facts that have been presented.

Practical work:

Keep building up your practical skills

Attempt making small items of clothing

Attempt seams:

<https://www.youtube.com/watch?v=s9CB-ug8N-Q>

Keep trialling your fashion illustration! Use templates from online to create your own style.



PE

### **Complete The Body Coach Workouts**

Simplicity wins when it comes to fat burning HIIT workouts. HIIT is all about short bursts of really hard work, followed with rest periods to recover. You don't need any equipment and bodyweight exercises such as squats, lunges, running on the spot and mountain climbers are really effective.

#### **Lesson 1:**

Basic High Intensity Interval Training

<https://www.youtube.com/watch?v=bSXR6V9q6rM>

#### **Lesson 2:**

Full Body Beginners HIIT

<https://www.youtube.com/watch?v=EI9YG1Huq88>

#### **Lesson 3:**

Intermediate HIIT

<https://www.youtube.com/watch?v=iEsZITiRiWQ>

#### **Lesson 4:**

HIIT and Abs

<https://www.youtube.com/watch?v=ZBC72AoTcCE>

#### **Lesson 5:**

Full body HIIT

<https://www.youtube.com/watch?v=myiJq74fPY8>

#### **Lesson 6:**

Tabata-Style HIIT

<https://www.youtube.com/watch?v=IV0rwqHxMDs>

Netflix watch List:

Moneyball; Coach Carter; The Blind Side; Stop at Nothing; The short game; Iverson;

Prime Watch List:

The Unknown Runner; Eat. Race. Win; Running for Good; Salute; All or Nothing; Take Us Home: Leeds United; Class of 92

Podcast List:

The Real Science of Sport Podcast; 30 for 30;

**Lesson 7:**

15 Exercises in 15 Minutes

<https://www.youtube.com/watch?v=LDo05xQeK10>